

Volume - I

TENDER NOTIFICATION FOR

RATE CONTRACT FOR SUPPLY OF METERING CUBICLES (11 KV)

CMC/BR/25-26/FK/PR/MS/1236

Date : 14.01.2025

Due Date for Submission of Bids : 05.02.2025

BSES RAJDHANI POWER LTD (BRPL)
BSES Bhawan, Nehru Place, New Delhi-110019
Corporate Identification Number:
U74899DL2001PLC111527
Telephone Number: +91 11 49207235
Fax Number: +91 11 2641 9833
Website: www.bsedelhi.com

SECTION - I	3
SECTION – I: REQUEST FOR QUOTATION	4
QUALIFICATION CRITERIA:-	5
INSTRUCTION TO BIDDERS (ITB)	8
GENERAL	9
SCOPE OF WORK	9
EMD	10
SECTION – III	15
GENERAL CONDITIONS OF CONTRACT (GCC)	15
GENERAL TERMS AND CONDITION	16
GENERAL INSTRUCTIONS	16
DEFINITION OF TERMS	16
CONTRACT DOCUMENTS & PRIORITY	17
SCOPE OF SUPPLY -GENERAL	17
QUALITY ASSURANCE AND INSPECTION	17
PACKING, PACKING LIST & MARKING	17
TERMS OF PAYMENT AND BILLING	18
PRICE VALIDITY	18
PERFORMANCE GUARANTEE	18
FORFEITURE	19
RELEASE	19
DEFECTS LIABILITY PERIOD.....	19
RETURN, REPLACEMENT OR SUBSTITUTION.....	19
EFFECTIVE DATE OF COMMENCEMENT OF CONTRACT:	19
TIME – THE ESSENCE OF CONTRACT	19
THE LAWS AND JURISDICTION OF CONTRACT:	19
EVENTS OF DEFAULT	19
CONSEQUENCES OF DEFAULT.....	20
PENALTY FOR DELAY	20
FORCE MAJEURE	20
TRANSFER AND SUB-LETTING	21
RECOVERIES	22
WAIVER.....	22
INDEMNIFICATION	22
SECTION – IV: QUANTITY AND DELIVERY REQUIREMENT	22
SECTION – V:	23
TECHNICAL SPECIFICATION(TS)	23

Section - I

REQUEST FOR QUOTATION

Tender Notification : CMC/BR/25-26/FK/PR/MS/1236

Event : RATE CONTRACT FOR SUPPLY OF METERING CUBICLE (11 KV)

Dated : 14.01.2025

SECTION – I: REQUEST FOR QUOTATION

1.00 Event Information

BRPL invites Sealed tenders for Rate Contract For Supply of **Metering Cubicle** . The bidder must qualify the technical requirements as specified in clause 2.0 stated below. The sealed envelopes shall be duly superscribed as — **“Rate Contract for Supply Of Metering Cubicles. As Per Tender Notice/CMC/BR/25-26/FK/PR/MS/1236 “Due For Submission on dt. 05.02.2025”**.

Sl. No.	Item Description	Specification	Requirement	Estimated Cost
			Total Qty.	
BRPL, DELHI				
1.	PNL,MET CUBICLE 15/5;11KV	SECTION V	30	1.32 Crores
2.	PNL,MET CUBICLE 30/5AMP;11KV	SECTION V	30	
3.	PNL,MET CUBICLE 60/5;11KV	SECTION V	30	
4.	PNL,MET CUBICLE 100/5;11KV	SECTION V	10	
5.	PNL,MET CUBICLE 150/5A;11KV	SECTION V	10	
6.	PNL,MET CUBICLE 300/5A;11KV(I/D)	SECTION V	20	
7.	PNL,MET CUBICLE 300/5A;11KV (O/D)	SECTION V	60	

Note:

- Quantity may vary to any extent of +/- 30% of above mentioned total quantity.
- The rates quoted shall remain valid for one year from the date of LOI/RC.

1.02 The schedule of specifications with detail terms & conditions can be obtained from address given below against demand draft/Pay Order of **Rs.1180/-**, drawn in favour of **BSES RAJDHANI POWER LTD**, payable at New Delhi. The sale of tender documents will be issued from 14.01.2025 onwards on all working days upto 05.02.2025. The tender documents can also be downloaded from the website **“www.bsesdelhi.com”**.

In case tender papers are downloaded from the above website, then the bidder has to enclose a demand draft covering the cost of bid documents as stated above in a separate envelope with suitable superscription —**“Cost of Bid Documents: Tender Notice Ref: CMC/BR/25-26/FK/PR/MS/1236 ”**. This envelope should accompany the Bid Documents.

1.03 Offers will be received upto **15:30 Hrs. on dt. 05.02.2025** as indicated earlier and will be opened at the address given below dt **05.02.2025 at 16:45 Hrs.** in the presence of authorized representatives of the bidders.. The schedule of specifications with detail terms & conditions are enclosed. It is the sole responsibility of the bidder to ensure that the bid documents reach this office on or before the due date.

**HEAD OF THE DEPARTMENT,
1st FLOOR, ‘C’ BLOCK,
CONTRACTS & MATERIALS DEPARTMENT,
BSES RAJDHANI POWER LTD,
BSES BHAWAN,
NEHRU PLACE, NEW DELHI-110019.**

1.04 BRPL reserves the right to accept/reject any or all Tenders without assigning any reason thereof and alter the quantity of materials mentioned in the Tender documents at the time of placing purchase orders. Tender will be summarily rejected if:

- Earnest Money Deposit (EMD) @ 2% (Two percent) of the Tender value i.e **Rs 2,64,000/-** is not deposited in shape of Bank Draft in favour of BSES RAJDHANI POWER LTD, payable at New Delhi or Bank Guarantee executed on favour of BSES RAJDHANI POWER LTD.
- The offer does not contain **“FOR, NEW DELHI price indicating break-up towards all taxes & duties”**
- Complete Technical details are not enclosed.
- Tender is received after due time due to any reason.

1.05 BRPL reserves the right to reject any or all bids or cancel/withdraw the invitation for bids without assigning any reason whatsoever and in such case no bidder/intending bidder shall have any claim arising out of such action.time of placing purchase orders.

2.0 Qualification Criteria:-

The prospective bidder must qualify all of the following requirements to be eligible to participate in the bidding Bidders who meet following requirements will be considered as successful bidder and management has a right to disqualify those bidders who do not meet these requirements.

1. The bidder must be a manufacturer of 11kV Metering Cubicle.
2. The bidder must possess valid ISO 9001:2000 certification.
3. The Bidder should have average turnover of Rs 3 Crore in last three financial years (2021-22, 2022-23 & 2023-24).
4. The manufacturer should have facility to meet both quality and quantity requirement of supplies. Various CAD /CAM facilities to design the product.
5. Bidder should have valid (not more than 5 years old) type test report from CPRI/ERDA lab of Metering Cubical, CT, PT as per relevant IS/IEC.
6. Bidder shall provide at least 2 performance certificates from SEBs/any other reputed firm of the last three (3) financial years with minimum qty. 30 nos. of 11kV Metering cubical

3.00 Bidding and Award Process

Bidders are requested to submit their questions regarding the RFQ or the bidding process after review of this RFQ. BRPL response to the questions raised by various bidders will be distributed to all participating bidders through website .

a. Time schedule of the bidding process

The bidders on this RFQ package should complete the following within the dates specified as under:

S. No.	Steps	Activity description	Due date
1	Technical Queries	<ul style="list-style-type: none"> ▪ All Queries related to RFQ 	On or before 05.02.2025 15:30 Hrs
2	Technical Offer	<ul style="list-style-type: none"> • Documentary evidence in support of qualifying criteria. • Technical Literature/GTP/Drawings/Type test report if any etc • Testing facilities • Any other relevant document • Acceptance to commercial terms & conditions viz delivery Schedule/Period , Payment terms , BG etc. • Quality assurance plan , Deviation from the specs , list of plant & machinery and testing equipments • Unpriced items 	05.02.2025, At 15:30 Hrs
3	Commercial Officer	<ul style="list-style-type: none"> • Prices for Metering Cubicle and. • Break up regarding basic price and taxes. • Delivery commitment 	05.02.2025, At 15:30 Hrs
4	Performance Guarantee Quality System Report	<ul style="list-style-type: none"> • As per RFQ 	Only for successful bidders
5	Opening of technical bid	<ul style="list-style-type: none"> • As per RFQ 	05.02.2025, 16:45 HRS

This is a two part bid process.Bidders are to submit the bids a) Technical Bid b) PriceBid. Both these parts should be furnished in separate sealed covers superscribing specification no. validity etc, with particulars as **Part-I Technical Particulars & Commercial Terms & Conditions** and **Part-II "Financial bid"** and these sealed envelopes should again be placed in another sealed cover which shall be submitted before the due date & time specified.

Bidders are requested to submit the bid in one original plus one copy in duplicate.

The Part Technical Bid – I Eligibility and Technical Bid should not contain any cost information whatsoever.

In case of Bids where the qualification requirements, technical suitability and other requirements are found to be inadequate, Part-II "Financial Bid" will be returned unopened.

The Part Financial Bid - II. Qualified bidders will be intimated after technical evaluation of all the bids is completed. The date and time of same shall be intimated in due course to the qualified bidders. Notwithstanding anything stated above, the Purchaser reserves the right to assess bidders capability to perform the contract, should the circumstances warrant such assessment in the overall interest of the purchaser. In this regard the decision of the purchaser is final.

Part –III: E- Bidding and Reverse Auction through SAP-SRM Module

Purchase reserves the right to use the reverse auction through SAP-SRM tool as an integral part of the entire tendering process. All the bidders who are techno-commercial qualified on the basis of tender requirements shall participate in reverse auction.

Notwithstanding anything stated above, the Purchaser reserves the right to assess bidders capability to perform the contract, should the circumstances warrant such assessment in the overall interest of the purchaser. In this regard the decision of the purchaser is final.

4.00 Award Decision

Purchaser intends to award the business on a lowest bid basis, so suppliers are encouraged to bid competitively. The decision to place purchase order / letter of acceptance solely depends on purchaser on the cost competitiveness across multiple lots, quality, delivery and bidder's capacity, in addition to other factors that Purchaser may deem relevant.

The purchaser reserves all the rights to award the contract to one or more bidders so as to meet the delivery requirement or nullify the award decision without any reason.

BSES reserves the right to split the tender quantity amongst techno commercially qualified bidders on account of delivery requirement in tender, quantity under procurement etc.

- Splitting of tender quantity amongst more than one bidder shall be governed by below mentioned guidelines:
- If the quantity is to be split among 2 bidders, it will be done in the ratio of **70:30 on L1 price**.
- If the quantity is to be split among 3 bidders, it will be done in the ratio of **60:25:15 on L1 price**.

In the event of your bid being selected by purchaser (and / or its affiliates) and your subsequent DEFAULT on your bid; you will be required to pay purchaser (and / or its affiliates) an amount equal to the difference in your bid and the next lowest bid on the quantity declared in RFQ.

In case any supplier is found unsatisfactory during the delivery process, the award will be cancelled and BRPL reserves the right to award other suppliers who are found fit.

Qty Variation : The purchaser reserves the rights to vary the quantity by +/- 30% of the tender quantity.

Purchaser at his own discretion may consider to award trial order (as per BRPL trial order policy) to bidders those not meeting financial & technical criteria mentioned at point nos. 3 & 6 at clause no. 2.0 (Qualification Criteria) . However, bidders need to meet out other terms and conditions mentioned at clause no. 2.0 (Qualification Criteria).

Repeat Order : BRPL reserves the right to place repeat order at the same rates & terms and conditions as per this tender against additional requirement subject to mutual agreement between BRPL & supplier.

5.00 Market Integrity

We have a fair and competitive marketplace. The rules for bidders are outlined in the Terms & Conditions. Bidders must agree to these rules prior to participating. In addition to other remedies available, we reserves the right to exclude a bidder from participating in future markets due to the bidder's violation of any of the rules or obligations contained in the Terms & Condition. Bidders who violate the marketplace rules or engage in behavior that disrupts the fair execution of the marketplace restricts a bidder to length of time, depending upon the seriousness of the violation. Examples of violations include, but are not limited to:

- Failure to honor prices submitted to the marketplace.

- Breach of the terms of the published in Request For Quotation.

6.00 Supplier Confidentiality

All information contained in this RFQ is confidential and may not be disclosed, published or advertised in any manner without written authorization from BRPL. This includes all bidding information submitted .

All RFQ documents remain the property of BRPL and all suppliers are required to return these documents to BRPL upon request.

Suppliers who do not honor these confidentiality provisions will be excluded from participating in future bidding events.

7.0 Contact Information

All communication as regards this RFQ shall be made (i) in English, (ii) in writing and (iii) sent by mail, facsimile to

	Technical	Commercial
Contact Name	Mr. Amit Tomar Copy to Mr. Sheshadri Krishnapura	Ms. Mohini Sharma Copy to Mr. Pankaj Goyal
Address	2 nd Floor , B-Block, BSES Bhawan Nehru Place , New Delhi -111019	1 st Floor , D-Block, BSES Bhawan Nehru Place , New Delhi -111019
Email Id	Amit.As.Tomar@relianceada.com Sheshadri.Krishnapura@relianceada.com	Mohini.Sharma@relianceada.com pankaj.goyal@relianceada.com

SECTION – II

INSTRUCTION TO BIDDERS (ITB)

RATE CONTRACT FOR SUPPLY OF METERING CUBICLES (11 Kv)

CMC/BR/25-26/FK/PR/MS/1236

Date : 14.01.2025

1.00 BSES Rajdhani power Ltd ,hereinafter referred to as the Purchaser“are desirous of implementing the various Systems Improvement/Repair & Maintenance works at their respective licensed area in Delhi The Purchaser has now floated this tender for procurement of Metering Cubicle as notified earlier in this bid document

2.00 SCOPE OF WORK

The scope shall includes supply of metering cubicles which covers Design, Manufacture,Testing at works conforming to the Technical Specifications enclosed along with Packing,Forwarding,Freight and Unloading and proper stacking at Purchaser’s stores.

3.00 DISCLAIMER

3.01 This Document includes statements, which reflect various assumptions, which may or may not be correct. Each Bidder/Bidding Consortium should conduct its own estimation and analysis and should check the accuracy,reliability and completeness of the information in this Document and obtain independent advice from appropriate sources in their own interest.

3.02 Neither Purchaser nor its employees will have any liability whatsoever to any Bidder or any other person under the law or contract, the principles of restitution or unjust enrichment or otherwise for any loss, expense or damage whatsoever which may arise from or be incurred or suffered in connection with anything contained in this Document,any matter deemed to form part of this Document, provision of Services and any other information supplied by or on behalf of Purchaser or its employees, or otherwise a rising in anyway from the selection process for the Supply.

3.03 Though adequate care has been taken while issuing the Bid document,the Bidder should satisfy itself that Documents are complete in all respects. Intimation of any discrepancy shall be given to this office immediately.

3.04 This Document and the information contained herein are Strictly Confidential and are for the use of only the person(s) to whom it is issued. It may not be copied or distributed by the recipient to third parties (other than in confidence to the recipient’s professional advisors).

4 COST OF BIDDING

The Bidder shall bear all cost associated with the preparation and submission of its Bid and Purchaser will in no case be responsible or liable for those costs. **Further the purchaser has the right to get sample of distribution box tested by any reputed independent test lab (approved by BRPL) at the cost of bidder.**

B. BIDDING DOCUMENTS

5.0 BIDDING DOCUMENTS

5.01 The Scope of Work, Bidding Procedures and Contract Terms are described in the Bidding Documents. In addition to the covering letter accompanying Bidding Documents, the Bidding Documents include:

Volume -I

- | | |
|---------------------------------------|-----------------|
| (a) Request for Quotation (RFQ) | - Section - I |
| (b) Instructions to Bidders (ITB) | - Section – II |
| (c) General Conditions of Contract | - Section - III |
| (d) Quantity and delivery requirement | - Section –IV |
| (e) Technical Specifications (TS) | - Section –V |

Volume - II

- | | |
|-----------------------------------|-----------------|
| (a) Bid Form | - Annexure -I |
| (b) Bid Format | - Annexure -II |
| (c) Price Schedule | - Annexure –III |
| (d) Commercial Terms & Conditions | - Annexure - IV |
| (e) No Deviation Sheet | - Annexure -V |
| (f) Qualification Criterion | - Annexure- VI |

5.02 The Bidder is expected to examine the Bidding Documents, including all Instructions, Forms, Terms and specifications. Failure to furnish all information required by the Bidding documents or submission of a Bid not substantially responsive to the Bidding Documents in every respect will may result in the rejection of the Bid.

6.0 AMENDMENT OF BIDDING DOCUMENTS

6.01 At any time prior to the deadline for submission of Bids, the Purchaser may for any reasons, whether at its own initiative or in response to a clarification requested by a prospective Bidder, modify the Bidding Documents by Amendment.

6.02 The Amendment shall be part of the Bidding Documents, pursuant to Clause 5.01, and it will be notified in writing by Fax/e-mail to all the Bidders who have received the Bidding Documents and confirmed their participation to Bid, and will be binding on them.

6.03 In order to afford prospective Bidders reasonable time in which to take the Amendment into account in preparing their Bids, the Purchaser may, at its discretion, extend the deadline for the submission of Bids.

C. PREPARATION OF BIDS

7.0 LANGUAGE OF BID

The Bid prepared by the Bidder, and all correspondence and documents relating to the Bid exchanged by the Bidder and the Purchaser, shall be written in the English Language. Any printed literature furnished by the Bidder may be written in another Language, provided that this literature is accompanied by an English translation, in which case, for purposes of interpretation of the Bid, the English translation shall govern.

8.0 DOCUMENTS COMPRISING THE BID

The Bid prepared and submitted by the Bidder shall comprise the following components:

- (a) Bid Form, Price & other Schedules (STRICTLY AS PER FORMAT) and Technical Data Sheets completed in accordance with Clause 9.0, 10.0, 11.0 and Technical Specification;
- (b) All the Bids must be accompanied with the required EMD as mentioned in the Section-I against each tender.
- (c) **Power of Attorney or Authorization letter indicating that the person(s) signing the Bid have the authority to sign the Bid and thus that the Bid is binding upon the Bidder during the full period of its validity, in accordance with clause 12.0.**

9.0 BID FORM

9.01 The Bidder shall complete an "Original" and another one "Copy" of the Bid Form and the appropriate Price & Other Schedules and Technical Data Sheets.

9.02 EMD

Pursuant to Clause 8.0(b) above, the bidder shall furnish, as part of its bid, a EMD amounting to 2% of the total bid value (FOR Destination) i.e **Rs 2,64,000/-**. The EMD is required to protect the Purchaser against the risk of Bidder's conduct which would warrant the security's forfeiture.

The EMD shall be denominated in the currency of the bid, and shall be in the following form :

- (a) A bank guarantee issued by any scheduled bank strictly as per the form at enclosed and shall be valid for a period of thirty (30) days beyond the validity of the bid
- (b) Bank Draft in favour of BSES RAJDHANI POWER LTD, payable at New Delhi.

Unsuccessful bidders' EMD will be discharged or returned as promptly as possible but not later than thirty (30) days after the expiration of the period of bid validity.

The successful bidder's EMD will be discharged upon furnishing the performance security. The EMD may be forfeited :

- (a) if the Bidder:

i) withdraws its bid during the period of bid validity specified by the Bidder in the Bid Form ; or

(b) in the case of a successful Bidder, if the Bidder fails:

(i) to sign the Contract,or

(ii) to furnish the required performance security.

10.0 BID PRICES

10.01 Bidders shall quote for the entire Scope of Supply with a break-up of prices for individual items. The total Bid Price shall also cover all the Supplier's obligations mentioned in or reasonably to be inferred from the Bidding Documents in respect of Design, Supply, Transportation to site, all in accordance with the requirement of Bidding Documents. The Bidder shall complete the appropriate Price Schedules included herein , stating the Unit Price for each item & total Price.

10.02 The prices offered shall be inclusive of all costs as well as Duties, Taxes and Levies paid or payable during execution of the supply work , breakup of price constituents, should be there.

Prices quoted by the Bidder shall be—Firm “and not subject to any price adjustment during the performance of the Contract. A Bid submitted with an adjustable price quotation will be treated as non -responsive and rejected.

11.0 BID CURRENCIES

Prices shall be quoted in **Indian Rupees (INR) only.**

12.0 PERIOD OF VALIDITY OF BIDS

12.01 Bids shall remain valid for **120 days** post bid date.

12.02 Notwithstanding Clause 12.01 above, the Purchaser may solicit the Bidder's consent to an extension of the Period of Bid Validity. The request and the responses thereto shall be made in writing by Fax/e-mail.

13.0 ALTERNATIVE BIDS

Bidders shall submit Bids, which comply with the Bidding Documents. Alternative Bids will not be considered. The attention of Bidders is drawn to the provisions of Clause 22.03 & 22.04 regarding the rejection of Bids, which are not substantially responsive to the requirements of the Bidding Documents.

14.0 FORMAT AND SIGNING OF BID

14.01 The original Bid Form and accompanying documents (as specified in Clause 9.0), clearly marked "Original Bid", plus one copy must be received by the Purchaser at the date, time and place specified pursuant to Clauses 15.0 and 16.0. In the event of any discrepancy between the original and the copies, the original shall govern.

14.02 The original and copy of the Bid shall be typed or written in indelible ink and shall be signed by the Bidder or a person or persons duly authorized to sign on behalf of the Bidder. Such authorization shall be indicated by written Power-of-Authority accompanying the Bid.

14.03 The Bid shall contain no interlineations, erasures or overwriting except as necessary to correct errors made by the Bidder, in which case such corrections shall be initialed by the person or persons signing the Bid.

D. SUBMISSION OF BIDS

15.0 SEALING AND MARKING OF BIDS

15.01 Bid submission: One original & one Copy (hard copies) of all the Bid Documents shall be sealed and submitted to the Purchaser before the closing time for submission of the bid.

15.02 The Technical Documents and the EMD shall be enclosed in a sealed envelope and the said envelope shall be superscribed with — **Technical & EMD**“. The Financial bid shall be inside another sealed envelope with superscription — **Financial Bid** “. Both these envelopes shall be sealed inside another big envelope. All the envelopes should bear the Name and Address of the Bidder and

marking for the Original and Copy. The envelopes should be superscribed with —“**Tender Notice No, Due date of submission, Tender opening date.**”

15.03 The Bidder has the option of sending the Bids in person. Bids submitted by Telex/Telegram /Fax will not be accepted. No request from any Bidder to the Purchaser to collect the proposals from Airlines/Cargo Agents etc shall be entertained by the Purchaser.

16.0 DEADLINE FOR SUBMISSION OF BIDS

16.01 The original Bid, together with the required copies, must be received by the Purchaser at the address specified not **later than 15:30 HRS on 05.02.2025.**

16.02 The Purchaser may, at its discretion, extend the deadline for the submission of Bids by amending the Bidding Documents in accordance with Clause 9.0, in which case all rights and obligations of the Purchaser and Bidders previously subject to the deadline will thereafter be subject to the deadline as extended

17.0 ONE BID PER BIDDER

Each Bidder shall submit only one Bid either by itself, or as a partner in a Joint Venture. A Bidder who submits or participates in more than one Bid will cause all those Bids to be rejected.

18.0 LATE BIDS

Any Bid received by the Purchaser after the deadline for submission of Bids prescribed by the Purchaser, pursuant to Clause 16.0, will be declared "Late" and rejected and returned unopened to the Bidder.

19.0 MODIFICATIONS AND WITHDRAWAL OF BIDS

19.01 The Bidder is not allowed to modify or withdraw its Bid after the Bid's submission.

E. EVALUATION OF BID

20.0 PROCESS TO BE CONFIDENTIAL

Information relating to the examination, clarification, evaluation and comparison of Bids and recommendations for the award of a contract shall not be disclosed to Bidders or any other persons not officially concerned with such process. Any effort by a Bidder to influence the Purchaser's processing of Bids or award decisions may result in the rejection of the Bidder's Bid.

21.0 CLARIFICATION OF BIDS

To assist in the examination, evaluation and comparison of Bids, the Purchaser may, at its discretion, ask the bidder for a clarification of its Bid. All responses to requests for clarification shall be in writing and no change in the price or substance of the Bid shall be sought, offered or permitted.

22.0 PRELIMINARY EXAMINATION OF BIDS / RESPONSIVENESS

22.01 Purchaser will examine the Bids to determine whether they are complete, whether any computational errors have been made, whether required sureties have been furnished, whether the documents have been properly signed, and whether the Bids are generally in order.

22.02 Arithmetical errors will be rectified on the following basis. If there is a discrepancy between the unit price and the total price per item that is obtained by multiplying the unit price and quantity, the unit price shall prevail and the total price per item will be corrected. If there is a discrepancy between the Total Amount and the sum of the total price per item, the sum of the total price per item shall prevail and the Total Amount will be corrected.

22.03 Prior to the detailed evaluation, Purchaser will determine the substantial responsiveness of each Bid to the Bidding Documents including production capability and acceptable quality of the Goods offered. A substantially responsive Bid is one, which conforms to all the terms and conditions of the Bidding Documents without material deviation.

22.04 Bid determined as not substantially responsive will be rejected by the Purchaser and/or the Purchaser and may not subsequently be made responsive by the Bidder by correction of the non-conformity.

23.0 EVALUATION AND COMPARISON OF BIDS

- 23.01 The evaluation of Bids shall be done based on the delivered cost competitiveness basis.
- 23.02 The evaluation of the Bids shall be a stage-wise procedure. The following stages are identified for evaluation purposes: In the first stage, the Bids would be subjected to a responsiveness check. The Technical Proposals and the Conditional ties of the Bidders would be evaluated. Subsequently, the Financial Proposals along with supplementary Financial Proposals, if any, of Bidders with Techno-commercially Acceptable Bids shall be considered for final evaluation .
- 23.03 The Purchaser's evaluation of a Bid will take into account, in addition to the Bid price, the following factors, in the manner and to the extent indicated in this Clause:
- (a) Supply Schedule
 - (b) Deviations from Bidding Documents
- Bidders shall base their Bid price on the terms and conditions specified in the Bidding Documents.
- The cost of all quantifiable deviations and omissions from the specification , terms and conditions specified in Bidding Documents shall be evaluated. The Purchaser will make its own assessment of the cost of any deviation for the purpose of ensuring fair comparison of Bids.
- 23.04 Any adjustments in price, which result from the above procedures, shall be added for the purposes of comparative evaluation only to arrive at an "Evaluated Bid Price". Bid Prices quoted by Bidders shall remain unaltered.

F. AWARD OF CONTRACT

24.0 CONTACTING THE PURCHASER

- 24.01 From the time of Bid submission to the time of contract award, if any Bidder wishes to contact the Purchaser on any matter related to the Bid, it should do so in writing.
- 24.02 Any effort by a Bidder to influence the Purchaser and/or in the Purchaser's decisions in respect of Bid evaluation, Bid comparison or Contract Award, will result in the rejection of the Bidder's Bid.

25.0 THE PURCHASER 'S RIGHT TO ACCEPT ANY BID AND TO REJECT ANY OR ALL BIDS

The Purchaser reserves the right to accept or reject any Bid and to annul the Bidding process and reject all Bids at anytime prior to award of Contract, without thereby incurring any liability to the affected Bidder or Bidders or any obligation to inform the affected Bidder or Bidders of the grounds for the Purchaser's action.

26.0 AWARD OF CONTRACT

The Purchaser will award the Contract to the successful Bidder whose Bid has been Determined to be the lowest-evaluated responsive Bid, provided further that the Bidder has been determined to be qualified to satisfactorily perform the Contract. Purchaser reserves the right to award order other bidders in the tender, provided it is required for progress of project & provided he agrees to come to the lowest rate.

27.0 THE PURCHASER 'S RIGHT TO VARY QUANTITIES

The Purchaser reserves the right to vary the quantity i.e. increase or decrease the numbers/quantities without any change in terms and conditions during the execution of the Order.

28.0 LETTER OF INTENT/ NOTIFICATION OF AWARD

The letter of intent/ Notification of Award shall be issued to the successful Bidder whose bids have been considered responsive, techno-commercially acceptable and evaluated to be the lowest (L1). The successful Bidder shall be required to furnish a letter of acceptance within 7 days of issue of the letter of intent /Notification of Award by Purchaser.

The successful Bidder shall furnish the Performance Bank Guarantee for an amount of 10% (Ten percent) of the Contract Price in accordance with the format provided. The Performance Bond shall be valid for a period of Sixty (60) months from the date of the commissioning or sixty six months (66) from the date of receipt of material (last consignment) at site/stores which ever is earlier plus 3 months towards claim period. Upon submission of the performance security, the EMD shall be released.

30.0 CORRUPT OR FRAUDULENT PRACTICES

30.01 The Purchaser requires that the Bidders observe the highest standard of ethics during the procurement and execution of the Project. In pursuance of this policy, the Purchaser:

(a) Defines, for the purposes of this provision , the terms set forth below as follows:

- (i) "Corrupt practice" means behavior on the part of officials in the public or private sectors by which they improperly and unlawfully enrich themselves and/or those close to them ,or induce others to do so,by misusing the position in which they are placed, and it includes the offering, giving, receiving, orsoliciting of anything of value to influence the action of any such official in the procurement process or in contract execution;and
- (ii) "Fraudulent practice" means a misrepresentation of facts in order to influence a procurement process or the execution of a contract to the detriment of the Purchaser, and includes collusive practice among Bidders(prior to or after Bid submission) designed to establish Bid prices at artificial non -competitive levels and to deprive the Purchaser of the benefits of free and open competition .

(b) Will reject a proposal forward if it determines that the Bidder recommended for award has engaged in corrupt or fraudulent practices in competing for the contract in question ;

(c) Will declare a firm ineligible, either indefinitely or for a stated period of time, to be awarded a contract if it at any time determines that the firm has engaged in corrupt or fraudulent practices in competing for,or in executing, a contract.

30.02 Furthermore, Bidders shall be aware of the provision stated in the General Conditions of Contract.

SECTION – III

GENERAL CONDITIONS OF CONTRACT (GCC)

RATE CONTRACT FOR SUPPLY OF METERING CUBICLES (11 KV)

CMC/BR/25-26/FK/PR/MS/1236

Date : 14.01.2025

GENERAL TERMS AND CONDITION**1.0 General Instructions**

- 1.01** All the Bids shall be prepared and submitted in accordance with these instructions.
- 1.02** Bidder shall bear all costs associated with the preparation and delivery of its Bid, and the Purchaser will in no case shall be responsible or liable for these costs.
- 1.03** The Bid should be submitted by the Bidder in whose name the bid document has been issued and under no circumstances it shall be transferred/sold to the other party.
- 1.04** The Purchaser reserves the right to request for any additional information and also reserves the right to reject the proposal of any Bidder, if in the opinion of the Purchaser, the data in support of RFQ requirement is incomplete.
- 1.05** The Bidder is expected to examine all instructions, forms, terms & conditions and specifications in the Bid Documents. Failure to furnish all information required in the Bid Documents or submission of a Bid not substantially responsive to the Bid Documents in every respect may result in rejection of the Bid. However, the Purchaser's decision in regard to the responsiveness and rejection of bids shall be final and binding without any obligation, financial or otherwise, on the Purchaser.

2.0 Definition Of Terms

- 2.01** "Purchaser" shall mean BRPL Limited, on whose behalf this bid enquiry is issued by its authorized representative / officers.
- 2.02** "Bidder" shall mean the firm who quotes against this bid enquiry issued by the Purchaser. "Supplier" or "Supplier" shall mean the successful Bidder and/or Bidders whose bid has been accepted by the Purchaser and on whom the "Letter of Acceptance" is placed by the Purchaser and shall include his heirs, legal representatives, successors and permitted assigns wherever the context so admits.
- 2.03** "Supply" and " shall mean the Scope of Contract as described.
- 2.04** "Specification" shall mean collectively all the terms and stipulations contained in those portions of this bid document known as RFQ, Commercial Terms & Condition, Instructions to Bidders, Technical Specifications and the Amendments, Revisions, Deletions or Additions, as may be made by the Purchaser from time to time.
- 2.05** "Letter of Acceptance" shall mean the official notice issued by the Purchaser notifying the Supplier that his proposal has been accepted and it shall include amendments thereto, if any, issued by the Purchaser. The "Letter of Acceptance" issued by the Purchaser shall be binding on the "Supplier" The date of Letter of Acceptance shall be taken as the effective date of the commencement of contract.
- 2.06** "Month" shall mean the calendar month and "Day" shall mean the calendar day.
- 2.07** "Codes and Standards" shall mean all the applicable codes and standards as indicated in the Specification.
- 2.08** "Offer Sheet" shall mean Bidder's firm offer submitted to BRPL in accordance with the specification.
- 2.09** "Contract" shall mean the "Letter of Acceptance" issued by the Purchaser.
- 2.10** "Contract Price" shall mean the price referred to in the "Letter of Acceptance".
- 2.11** "Contract Period" shall mean the period during which the "Contract" shall be executed as agreed between the Supplier and the Purchaser in the Contract inclusive of extended contract period for reason beyond the control of the Supplier and/or Purchaser due to force majeure.
- 2.12** "Acceptance" shall mean and deemed to include one or more of the following as will be stipulated in the specification:
- a) The written acceptance of material by the inspector at suppliers works to ship the materials.
 - b) Acceptance of material at Purchaser site stores after its receipt and due inspection/ testing and release of material acceptance voucher.
 - c) Where the scope of the contract includes supplyg, acceptance shall mean issue of necessary equipment / material takeover receipt after installation & commissioning and final acceptance.

3.0 Contract Documents & Priority

- 3.01 Contract Documents: The terms and conditions of the contract shall consist solely of these RFQ conditions and the offer sheet.
- 3.02 Priority: Should there be any discrepancy between any term hereof and any term of the Offer Sheet, the terms of these RFQ shall prevail.

4.0 Scope of Supply -General

- 4.01 The "Scope of Supply" shall be on the basis of Bidder's responsibility, completely covering the obligations, responsibility and supplies provided in this Bid enquiry whether implicit or explicit.
- 4.02 Bidder shall have to quote for the Bill of quantities as listed in Section – IV of this RFQ.
- 4.03 Quantity variation and additional requirement if any shall be communicated to successful bidder during project execution.
- 4.04 All relevant drawings, data and instruction manuals.

5.0 Quality Assurance and Inspection

- 5.01 Immediately on award of contract, the bidder shall prepare detailed quality assurance plan / test procedure identifying the various stages of manufacture, quality checks performed at each stage, raw material inspection and the Customer hold points. The document shall also furnish details of method of checking, inspection and acceptance standards / values and get the approval of Purchaser before proceeding with manufacturing. However, Purchaser shall have right to review the inspection reports, quality checks and results of suppliers in house inspection department which are not Customer hold points and the supplier shall comply with the remarks made by purchaser or his representative on such reviews with regards to further testing, rectification or rejection, etc.
- 5.02 Witness and Hold points are critical steps in manufacturing, inspection and testing where the supplier is obliged to notify the Purchaser in advance so that it may be witnessed by the Purchaser. Final inspection is a mandatory hold point. The supplier to proceed with the work past a hold point only after clearance by purchaser or a witness waiver letter from BRPL.
- 5.03 The performance of waiver of QA activity by Purchaser at any stage of manufacturing does not relieve the supplier of any obligation to perform in accordance with and meet all the requirements of the procurement documents and also all the codes & reference documents mentioned in the procurement document nor shall it preclude subsequent rejection by the purchaser.
- 5.04 On completion of manufacturing the items can be dispatched only after issue of shipping release by the Purchaser.
- 5.05 All testing and inspection shall be done with out any extra cost.
- 5.06 Purchaser reserve the right to send any material out of the supply to any recognized laboratory for testing and the cost of testing shall be borne by the Purchaser. In case the material is found not in order with the technical requirement / specification, the charges along with any other penalty which may be levied is to be borne by the bidder. To avoid any complaint the supplier is advised to send his representative to the stores to see that the material sent for testing is being sealed in the presence of bidders representative.
- 5.07 Bidder has to sign quality agreement before supply of the material.

6.0 Packing, Packing List & Marking

- 6.01 **Packing:** Supplier shall pack or shall cause to be packed all Commodities in boxes and containers and otherwise in such a manner as shall be reasonably suitable for shipment by road or rail to BRPL without undue risk of damage in transit.
- 6.02 **Packing List:** The contents of each package shall be itemized on a detailed list showing the exact weight and the extreme outside dimensions (length, width and height) of each container or box. One copy of the packing list shall be enclosed in each package delivered. There shall also be enclosed in one package a master packing list identifying each individual package, which is part of the shipment. On any packaging where it is not feasible to place the packing list inside the container, all pertinent information shall be stenciled on the outside and will thus constitute a packing list.

7.01 Prices basis for supply of materials

Bidder to quote their prices on Landed Cost Basis and separate price for each items.
For Supply to BRPL Delhi the price shall be inclusive of packing, forwarding, Freight & Goods and service tax (GST).
The above supply prices shall also include unloading at site stores.

Transit and storage insurance will be arranged by BRPL, however bidder to furnish required details in advance for arranging the same by BRPL.

8.0 Variation in taxes, duties & levies:

- 8.01 The total order value shall be adjusted on account of any variations in Statutory Levies imposed by Competent Authorities by way of fresh notification(s) within the stipulated delivery period only. However, incase of reduction in taxes, duties and levies, the benefits of the same shall be passed on to BUYER.
- 8.02 No other Taxes, Duties & Levies other than those specified above will be payable by BUYER except in case of new Levies, Taxes & Duties imposed by the Competent Authorities by way of fresh notification(s) subsequent to the issue of PURCHASE ORDER but within the stipulated delivery period.
- 8.03 Notwithstanding what is stated above, changes in Taxes, Duties & Levies shall apply only to that portion of PURCHASE ORDER not executed on the date of notification by Competent Authority. Further, changes in Taxes, Duties & Levies after due date of Delivery shall not affect PURCHASE ORDER Terms and Value.
- 8.04 PURCHASE ORDER value shall not be subject to any variation on account of variation in Exchange rate(s).
- 8.05 **As per GOI Notifications Section 164 read with Section 171 of the central goods and services tax act 2017 , Central Govt makes "Anti Profiteering rules 2017 ". As per anti-profiteering Clause 171 applied as per Govt Notification which provides that it is mandatory to pass on all the benefits due to reduction in rate of tax or from input tax credit to the consumer by way of commensurate reduction in prices. The GST rate shall be applicable as per the HSN codes, Hence request you to kindly forward the same.**

9.0 Taxes & Duties on raw materials & bought out components:

- 9.01 Taxes & Duties on raw materials & bought out components are included in Order Value and are not subject to any escalation or variation for any reason whatsoever.
- 9.02 Taxes & Duties on raw materials & bought out components procured indigenously are included in Order Value and are not subject to any escalation or variation for any reason whatsoever.

10.0 Terms of payment and billing

- 10.01 For Supply of Equipments:
- 100% payment shall be made within 45 days from the date of receipt of material at store/ site against submission of 10 % performance bank guarantee.
- 10.02 Bidder to submit the following documents against dispatch of each consignment:
- i. Consignee copy of LR
 - ii. Supplier detailed invoice showing commodity description, quantity, unit price, total price and basis of delivery.
 - iii. Original certificate issued by BRPL confirming receipt of material at site and acceptance of the same.
 - iv. Dispatch clearance / inspection report in original issued by the inspection authority
 - v. Packing List.
 - vi. Test Reports
 - vii. Guarantee Certificate.
 - viii. Insurance policy to be obtained by supplier

11.0 Price Validity

- 11.01 All bids submitted shall remain valid, firm and subject to unconditional acceptance by BRPL Delhi for 120 days post bid-date. For awarded suppliers, the prices shall remain valid and firm till contract completion.

12.0 Performance Guarantee

- 12.01 Supplier shall establish a performance bond in favor of BRPL in an amount not less than Ten percent (10%) of the total price of the Contract (the "Performance Bond"). The Performance Bond shall be valid for a period of Sixty months (60) from the date of the commissioning or Sixty Six months (66) months from the date of receipt of material (last consignment) at site/stores which ever is earlier plus 3 months towards claim period. It shall be in accordance with one of the following terms:

- (a) Depositing pay order /demand draft of the relevant amount directly with BRPL at the address listed above or as otherwise specified by BRPL, either of which shall constitute the Performance Bond hereunder; or
- (b) Bank guarantee from any nationalized bank in favour of **BSES RAJDHANI POWER LTD (BRPL)**. The performance Bank guarantee shall be in the format as specified by BRPL.

13.0 Forfeiture

- 13.01** Each Performance Bond established under Clause 10.0 shall contain a statement that it shall be automatically and unconditionally forfeited without recourse and payable against the presentation by BRPL of this Performance Bond to the ICICI Bank at Mumbai, or to the relevant company/ correspondent bank referred to above, as the case may be, together with a simple statement that supplier has failed to comply with any term or condition set forth in the Contract.
- 13.02** Each Performance Bond established under will be automatically and unconditionally forfeited without recourse if BRPL in its sole discretion determines that supplier has failed to comply with any term or condition set forth in the contract.

14.0 Release

All Performance Bonds will be released without interest within seven (7) days from the last date up to which the Performance Bond has to be kept valid (as defined in Clause 10.0) except for the case set forth in Clause 21.0.

15.0 Defects Liability Period

- 15.01** The bidder to Guarantee the materials / items supplied against any defect of failure, which arise due to faulty materials, workmanship or design for the entire defects liability period. The Defect liability period shall be 60 months from the date of commissioning or 66 months from the date of delivery whichever is earlier. If during the defects liability period any materials / items are found to be defective, these shall be replaced or rectified by the bidder at his own cost within 30 days from the date of receipt of intimation.

16.0 Return, Replacement or Substitution.

BRPL shall give Supplier notice of any defective Commodity promptly after becoming aware thereof. BRPL may in its discretion elect to return defective Commodities to Supplier for replacement, free of charge to BRPL, or may reject such Commodities and purchase the same or similar Commodities from any third party. In the latter case BRPL shall furnish proof to Supplier of the cost of such substitute purchase. In either case, all costs of any replacement, substitution, shipping, labour and other related expenses incurred in connection with the return and replacement or for the substitute purchase of a Commodity hereunder should be for the account of Supplier. BRPL may set off such costs against any amounts payable by BRPL to Supplier. Supplier shall reimburse BRPL for the amount, if any, by which the price of a substitute Commodity exceeds the price for such Commodity as quoted in the Bid.

17.0 Effective Date of Commencement of Contract:

- 17.01** The date of the issue of the Letter of Acceptance shall be treated as the effective date of the commencement of Contract.

18.0 Time – The Essence Of Contract

- 18.01** The time and the date of completion of the "Supply" as stipulated in the Letter Of Acceptance / Purchase order issued to the Supplier shall be deemed to be the essence of the "Contract". The Supply has to be completed not later than the aforesaid Schedule and date of completion of supply .

19.0 The Laws and Jurisdiction of Contract:

- 19.01** The laws applicable to this Contract shall be the Laws in force in India.
- 19.02** All disputes arising in connection with the present Contract shall be settled amicably by mutual consultation failing which shall be finally settled as per the rules of Arbitration and Conciliation Act, 1996 at the discretion of Purchaser. The venue of arbitration shall be at Mumbai in India

20.0 Events of Default

- 20.01** Events of Default. Each of the following events or occurrences shall constitute an event of default ("Event of Default") under the Contract:
- (a) Supplier fails or refuses to pay any amounts due under the Contract;

- (b) Supplier fails or refuses to deliver Commodities conforming to this RFQ/ specifications, or fails to deliver Commodities within the period specified in P.O. or any extension thereof
- (c) Supplier becomes insolvent or unable to pay its debts when due, or commits any act of bankruptcy, such as filing any petition in any bankruptcy, winding-up or reorganization proceeding, or acknowledges in writing its insolvency or inability to pay its debts; or the Supplier's creditors file any petition relating to bankruptcy of Supplier;
- (d) Supplier otherwise fails or refuses to perform or observe any term or condition of the Contract and such failure is not remediable or, if remediable, continues for a period of 30 days after receipt by the Supplier of notice of such failure from BRPL

21.0 Consequences of Default.

- (a) If an Event of Default shall occur and be continuing, BRPL may forthwith terminate the Contract by written notice.
- (b) In the event of an Event of Default, BRPL may, without prejudice to any other right granted to it by law, or the Contract, take any or all of the following actions:
 - (i) present for payment to the relevant bank the Performance Bond;
 - (ii) purchase the same or similar Commodities from any third party; and/or
 - (iii) recover any losses and/or additional expenses BRPL may incur as a result of Supplier's default.

22.0 Penalty for Delay

- 22.01** If supply of items / equipments is delayed beyond the supply schedule as stipulated in purchase order then the Supplier shall be liable to pay to the Purchaser as penalty for delay, a sum of 1% (one percent) of the contract price for every week delay or part thereof for individual mile stone deliveries.
- 22.02** The total amount of penalty for delay under the contract will be subject to a maximum of ten percent (10%) of the contract price
- 22.03** The Purchaser may, without prejudice to any method of recovery, deduct the amount for such damages from any amount due or which may become due to the Supplier or from the Performance Bond or file a claim against the supplier.

23.0 Force Majeure

23.01 General

An "Event of Force Majeure" shall mean any event or circumstance not within the reasonable control directly or indirectly, of the Party affected, but only if and to the extent that:

- (i) Such event or circumstance materially and adversely affects the ability of the affected Party to perform its obligations under this Contract, and the affected Party has taken all reasonable precautions, due care and reasonable alternative measures in order to prevent or avoid the effect of such event on the affected party's ability to perform its obligations under this Contract and to mitigate the consequences thereof.
- (ii) For the avoidance of doubt, if such event or circumstance would not have materially and adversely affected the performance of the affected party had such affected party followed good industry practice, such event or circumstance shall not constitute force majeure.
- (iii) Such event is not the direct or indirect result of the failure of such Party to perform any of its obligations under this Contract.
- (iv) Such Party has given the other Party prompt notice describing such events, the effect thereof and the actions being taken in order to comply with above clause.

23.02 Specific Events of Force Majeure subject to the provisions of above clause, Events of Force Majeure shall include only the following to the extent that they or their consequences satisfy the above requirements :

- (i) The following events and circumstances :

- a) Effect of any natural element or other acts of God, including but not limited to storm, flood, earthquake, lightning, cyclone, landslides or other natural disasters.
 - b) Explosions or fires
- (ii) War declared by the Government of India, provided that the ports at Mumbai are declared as a war zone.
- (iii) Dangers of navigation, perils of the sea.

23.03 Notice of Events of Force Majeure If a force majeure event prevents a party from performing any obligations under the Contract in part or in full, that party shall:

- i) Immediately notify the other party in writing of the force majeure events within 7(seven) working days of the occurrence of the force majeure event
- ii) Be entitled to suspend performance of the obligation under the Contract which is affected by force majeure event for the duration of the force majeure event.
- iii) Use all reasonable efforts to resume full performance of the obligation as soon as practicable
- iv) Keep the other party informed of all such efforts to resume full performance of the obligation on a regular basis.
- v) Provide prompt notice of the resumption of full performance or obligation to the other party.

23.04 Mitigation of Events of Force Majeure Each Party shall:

- (i) Make all reasonable efforts to prevent and reduce to a minimum and mitigate the effect of any delay occasioned by an Event of Force Majeure including recourse to alternate methods of satisfying its obligations under the Contract;
- (ii) Use its best efforts to ensure resumption of normal performance after the termination of any Event of Force Majeure and shall perform its obligations to the maximum extent practicable as agreed between the Parties; and
- (iii) Keep the other Party informed at regular intervals of the circumstances concerning the event of Force Majeure, with best estimates as to its likely continuation and what measures or contingency planning it is taking to mitigate and or terminate the Event of Force Majeure.

23.05 Burden of Proof In the event that the Parties are unable in good faith to agree that a Force Majeure event has occurred to an affected party, the parties shall resolve their dispute in accordance with the provisions of this Agreement. The burden of proof as to whether or not a force majeure event has occurred shall be upon the party claiming that the force majeure event has occurred and that it is the affected party.

23.06 Termination for Certain Events of Force Majeure. If any obligation of any Party under the Contract is or is reasonably expected to be delayed or prevented by a Force Majeure event for a continuous period of more than 3 months, the Parties shall promptly discuss in good faith how to proceed with a view to reaching a solution on mutually agreed basis. If a solution on mutually agreed basis cannot be arrived at within a period of 30 days after the expiry of the period of three months, the Contract shall be terminated after the said period of 30 days and neither Party shall be liable to the other for any consequences arising on account of such termination.

23.07 Limitation of Force Majeure event. The Supplier shall not be relieved of any obligation under the Contract solely because cost of performance is increased, whether as a consequence of adverse economic consequences or otherwise.

23.08 Extension of Contract Period due to Force Majeure event The Contract period may be extended by mutual agreement of Parties by way of an adjustment on account of any period during which an obligation of either Party is suspended due to a Force Majeure event.

23.09 Effect of Events of Force Majeure. Except as otherwise provided herein or may further be agreed between the Parties, either Party shall be excused from performance and neither Party shall be construed to be in

default in respect of any obligations hereunder, for so long as failure to perform such obligations shall be due to and event of Force Majeure."

24.0 Transfer And Sub-Letting

24.01 The Supplier shall not sublet, transfer, assign or otherwise part with the Contract or any part thereof, either directly or indirectly, without prior written permission of the Purchaser.

25.0 Recoveries

25.01 When ever under this contract any money is recoverable from and payable by the bidder, the purchaser shall be entitled to recover such sum by appropriating in part or in whole by detecting any sum due to which any time thereafter may become due from the supplier in this or any other contract. Should the sum be not sufficient to cover the full amount recoverable the bidder shall pay to the purchaser on demand the remaining balance.

26.0 Waiver

26.01 Failure to enforce any condition herein contained shall not operate as a waiver of the condition itself or any subsequent breach thereof.

27.0 Indemnification

27.01 Notwithstanding contrary to anything contained in this RFQ, Supplier shall at his costs and risks make good any loss or damage to the property of the Purchaser and/or the other Supplier engaged by the Purchaser and/or the employees of the Purchaser and/or employees of the other Supplier engaged by the Purchaser whatsoever arising out of the negligence of the Supplier while performing the obligations under this contract.

SECTION – IV: QUANTITY AND DELIVERY REQUIREMENT

<u>Sl.No.</u>	<u>Item Description</u>	<u>Qty(Nos)</u>	<u>Delivery Schedule</u>	<u>Location</u>
1	PNL,MET CUBICLE 15/5;11KV	30	1.Submission of GTP/Drawing within 7-10 days from the date of LOI/Purchase order.	Stores BRPL Delhi
2	PNL,MET CUBICLE 30/5AMP;11KV	30		
3	PNL,MET CUBICLE 60/5;11KV	30		
4	PNL,MET CUBICLE 100/5;11KV	10		
5	PNL,MET CUBICLE 150/5A;11KV	10		
6	PNL,MET CUBICLE 300/5A;11KV(I/D)	20		
7.	PNL,MET CUBICLE 300/5A;11KV (O/D)	60		

SECTION – V:

TECHNICAL SPECIFICATION(TS)

RATE CONTRACT FOR SUPPLY OF METERING CUBICLES (11 KV)

CMC/BR/25-26/FK/PR/MS/1236

Date : 14.01.2025

The detailed specification of 11 KV METERING CUBICLE

BSES

TECHNICAL SPECIFICATION

OF

11 kV INDOOR METERING CUBICLE
Specification No.- BSES-TS-51-IMC-R0






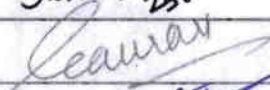

Rev:	0	
Date:	28 April 2022	
Pages:	15	
Prepared by	Ashish Joshi	
	Sunil Yadav	
	Pronab Bairagi	
Reviewed by	Puneet Duggal	
	Amit Tomar	
Approved by	Gaurav Sharma	
	Gopal Nariya	

Table of Contents

Revision Details:	Error! Bookmark not defined.
2.0 Codes and Standards	3
3.0 Service Conditions:	4
4.0 Design Feature:	4
5.0 Construction	5
6.0 Current transformer	6
7.0 Potential transformer	7
8.0 Wiring	8
9.0 Bushing	8
10.0 Earthing	9
11.0 Connections	9
12.0 Provision for sealing	9
13.0 Name Plate and Marking	9
14.0 Quality Assurance:	10
15.0 Testing, Inspection and Physical Inspection:	10
16.0 Packing	11
17.0 Shipping	12
18.0 Handle and Storage	12
19.0 Deviations	12
Annexure: I	13
Annexure II - Guaranteed Technical Particulars	15

 Technical Specification for 11 kV Indoor metering Cubicle

1.0 Scope of supply

This specification covers design, engineering and manufacture, assembly, testing at manufacture's works, packing, transportation and delivery to BSES Store / site.

2.0 Codes and Standards

All Material against this specification shall conform to the relevant Indian standards /International Standards with latest amendments from time to time, in all respects. Some relevant standards are listed below:

Sl.no	Standard	Title
1	IS 62271 -200	AC metal enclosed switchgear and control gear
2	IS:2705-1992, Part 1	Current Transformers — Specification, General Requirements
3	IS 16227 – Part 1	Instrument Transformers, General requirements
4	IS 16227 – Part 2	Instrument Transformers, Additional Requirement for Current Transformer
5	IS 16227- Part 3	Instrument Transformers, Additional Requirements for Inductive Voltage Transformers
6	IS 16227- Part 4	Instrument Transformers, Additional Requirements for Combined Transformers
7	IS 60137	Insulated Bushings for Alternating Voltages above 1000 V
8	IS 4146	Application Guide for Voltage Transformers.
9	IS 4201	Application Guide for Current Transformers.
10	IS 15707-2006	Testing, Evaluation, Installation and Maintenance of AC Electricity Meters
11	IS:5561	Specification for electric power connectors
12	IS: 2062	Structural Steel (Std. quality)
13	IS: 5	Colors for ready mix paints
14	CEA regulations.	

Material conforming to other internationally accepted standards, which ensures equal or better quality than the standards mentioned above would be acceptable, subject to prior approval of BSES. In case the Bidders who wish to offer material conforming to the other standards, salient points of difference between the Standards adopted and the specific standards shall be clearly brought out in relevant schedule and approval must be taken from BSES during tendering stage. Four copies of such standards with authentic English Translation shall be furnished along with the offer.

Technical Specification for 11 kV Indoor metering Cubicle

In the case of conflict the order of precedence shall be as follows:

- a. Indian Standards
- b. IEC Standards
- c. BSES Requirement

3.0 Service Conditions:

The Metering Cubical to be supplied against this specification shall be suitable for satisfactory continuous operation under the following service conditions:

- | | |
|--|------|
| a) Maximum ambient temperature (Degree C) | 50 |
| b) Relative Humidity (%) | 100 |
| c) Maximum annual rainfall (mm). | 1450 |
| d) Maximum wind pressure (Kg/Sq.m) | 150 |
| e) Maximum Altitude above mean sea level (Meters) | 1000 |
| f) Seismic level (Horizontal Acceleration) | 0.30 |
| g) Climatic Conditions : Moderately Hot and humid tropical climate conducive to rust and fungus growth | |
| h) Ref Ambient Max Temperature (Degree C) | 50 |
| i) Ref Ambient Min Temperature (Degree C) | 0 |

4.0 Design Feature:

The design and manufacturing of the required 11 kV Indoor CT/PT Metering Cubicle shall be in accordance with the best engineering practices, to ensure satisfactory performance throughout its service life.

4.1 The CT/PT Metering cubicle shall be complete with all components and accessories, which are necessary for their efficient performance and trouble free operation under various operating and atmospheric conditions, specified in clause no 3.

4.2 Some parts that may not be specifically included, but otherwise form part of the CT/PT Metering cubicle as per standard trade and/or professional practice and/or are necessary for proper operation of CT/PT Metering cubicle, must be considered subject to BSES acceptance. The successful bidder shall not be eligible for any extra charges for such accessories

4.3 All kind of accessories make shall be as per list given in the Annexure-I.

Technical Specification for 11 kV Indoor metering Cubicle

5.0 Construction

5.1 11 kV Indoor metering cubicle shall house Three (03) no's 11kV Current Transformer, 3 phase Potential Transformer, Meter chamber and provision for termination of 11kV, 3CX150mm² to 3CX400mm² XLPE Cable.

5.2 The metering cubicle shall be fabricated with 3.0mm CRCA sheet. The panel shall be vermin proof and totally enclosed. The panel shall have four separate compartments. All the compartments shall be completely segregated from each other. The Upper compartment i.e. the "meter compartment" shall be suitable for housing 3 phase 4 wire Energy Meter (energy meter not in bidder's scope of supply) and associated wiring. The Lower compartment i.e. the CT/PT compartment shall house 11 kV current transformers (3 nos.) and 3 phase potential transformer. Two cable compartments suitable for termination of 11kV, 3CX150sqmm to 3CX400sqmm XLPE cable shall be provided for incoming and outgoing cables.

5.3 A separate and independent vermin proof door shall be provided for meter compartment with provision of locking and sealing arrangement. The locking arrangement shall be identical to the lockers provided in banks that are operable with two keys. Two sets of keys shall be provided with each cubicle. The meter compartment shall be completely lockable and sealable with at least one locking and two sealing arrangements on the door. The hinges of the doors shall be concealed type. Two earthing connections shall also be provided in the meter compartment for earthing. Door shall also be provided with flexible earthing braid. The meter compartment shall contain hanger arrangement of slotted angle for mounting meter so that meter can be adjusted vertically and horizontally (details of mounting arrangement will be provided by BSES). Clearances between all parts and components of panel should comply with relevant IS standard. The meter chamber shall be of IP-5X protection class, CT PT Compartment-IP 7X, Cable Compartment-IP 3X . All joints of metering cubicle shall be welded to provide ample mechanical strength. No metal part or joint shall have bolted arrangement except the front door.

5.4 04 No's lifting lugs shall be provided at the top of the metering cubicle for transportation. All nuts, bolts, flat and spring washers shall be SS only except termination nuts and bolts Termination. Nuts and bolt shall be brass along with reducer. Reducer to be used for termination of different type of cable lugs of cable size 11kV, 3CX150 sqmm to 3CX400 sqmm cable. Bimetallic washers must be provided for each and every termination.

The meter compartment shall be provided with a window of size 350 (W) X 300 (H) mm approximately with colourless transparent acrylic sheets and wire mesh shall be suitably fixed on the front door of the meter compartment to enable the meter reader to note down the reading. Provision for mounting serial port for meter reading should also be provided on the door of meter compartment.

CT/PT compartment shall be fabricated after bending the CRCA Sheets on three sides and fourth side shall be welded to make the complete assembly tamper proof. Pressure release device/ explosion vent should be provided on the CT PT compartment at the top side. Complete Metering cubical including cable termination compartment must be AFLR internal arc type tested with top release vent to release the arcing gas

 Technical Specification for 11 kV Indoor metering Cubicle

5.5 Cable termination compartments (for incoming and outgoing) should have bottom cable entry provision along with gland plate (3.0mm thick) suitable for 11kV, 3CX150 sqmm to 3CX400sqmm XLPE aluminum cable and knockout punch must be provided accordingly Height adjustable HDPE clamp and support arrangement should be provided for both incoming and outgoing cables. Each cable termination compartments should have at-least two sealing arrangements. Clearance of cable box gland plate from ground shall be sufficient (900 mm minimum) for bending of 11KV Cable. Height of cable termination point from gland plate inside the cable box shall be 550mm (minimum). 3M/Raychem/K.D.Joshi make boots should be provided for incoming and outgoing cable terminations (6 nos. for each metering cubicle).

5.6 The Panel shall be sand blasted and subjected to seven-tank process for surface treatment. The paint shall be powder coated with pure polyester grade 'A' structured finish. The colour shade shall be RAL 7032. Minimum paint thickness of 80 microns shall be maintained.

5.7 The total height including base channel shall not be more than 2000mm. Width and depth should be minimum possible and may be increased suitably to accommodate CT's/PT's.

5.8 All the moving edges shall be provided with Polyethylene Foam Gasket firmly glued to the surface, to make the metering panel dust & vermin proof.

5.9 All the doors must be sealed with Polyethylene Foam Gasket for corner sealing to prevent dust and moisture entry to the compartment.

5.10 Insulation class of the CT and PT should be minimum E. Maximum temperature rise over ambient of 50 Deg C will be 65 Deg C as per IS 16227 Part 1.

6.0 Current transformer

The metering current transformers shall be suitable for 12kV, 50Hz (height system voltage) effectively earthed neutral system. The CT shall be single core, epoxy resin cast, copper wound primary type with rated burden 2.5VA and accuracy class 0.5s or better conforming IS 16227 Part 2. Instrument security factor shall be less than or equal to 10. CTs should have solid copper bus bar type primary terminals for connection with main busbar/bushing terminal. Secondary terminals of CTs should be made of copper or brass. The short time current rating of current transformer shall be as follows.

S. No	CT Ratio	Short time rating	Size of main bus bar
1	15 / 5 A	6KA for 1 sec	30 x 4sqmm
2	30 / 5 A	6KA for 1 sec	30 x 4sqmm
3	60 / 5 A	18KA for 1 sec	30 x 4sqmm
4	100 / 5A	18KA for 1 sec	30 x 4sqmm
5	150 / 5 A	18KA for 1 sec	30 x 4sqmm
6	300 / 5 A	21KA for 1 sec	40 x 6 sqmm

Technical Specification for 11 kV Indoor metering Cubicle

7	400 / 5 A	21KA for 1 sec	40 x 6 sqmm
---	-----------	----------------	-------------

7.0 Potential transformer

The Potential Transformer shall be indoor dry type Epoxy resin cast, Copper wound suitable for 3 phase 12kV (maximum system voltage), 50Hz effectively earthed neutral system. The PT shall be connected in star to have ratio $11kV/\sqrt{3} / 110/\sqrt{3}$ V with rated burden of 10 VA per phase and accuracy class 0.5 or better conforming to **IS 16227 Part 3**. Primary terminal of PT should be of copper. Secondary terminals of PT should be made of copper or brass.

Major design parameters for CT and PT are as follows:-

S No.	Description	Requirement for CT	Requirement for PT
1	Nominal System Voltage (KV RMS)	11kV	11kV
2	Highest System Voltage (KV RMS)	12kV	12kV
3	Type	Single phase Indoor CT's	Three single phase Star/Star PT.
4	Accuracy Class	0.5s	0.5
5	Rated frequency	50Hz	50Hz
6	Rated Secondary Current Amp.	5 Amp	N / A
7	Rated continuous thermal current	1.2 times of rated primary current	NA
8	Max Ratio error	As per IS 16227 Part 2	As per IS 16227 Part 3
9	Max Phase angle error	As per IS 16227 Part 2	As per IS 16227 part 3
10	Rated burden	2.5VA Per Phase	10VA/ Phase
11	Rated voltage factor	N / A	1.2 times continuous and 1.5 times for 30seconds
12	Short time current rating		
12.1	Thermal rating	As provided in section 3.2	N / A
12.2	Dynamic rating	2.55 times of short time thermal current rating	N / A
13	One minute high voltage power frequency withstand voltage		

 Technical Specification for 11 kV Indoor metering Cubicle

S No.	Description	Requirement for CT	Requirement for PT
.13.1	On primary winding kV rms On secondary winding kV rms	<ul style="list-style-type: none"> 28KV (rms) for 1 minute for 11 kV class 3KV (rms) for 1 minute 	28KV (rms) for 1 minute for 11 kV class 3KV (rms) for 1 minute
13.2	1.2 / 50 impulse withstand voltage	75 kV (peak) for 11 kV class	75 kV (peak) for 11 kV class
$\frac{1}{4}$	Winding materials	Copper	Copper
$\frac{1}{5}$	Insulation security factor	< 10	N / A

8.0 Wiring

Secondary wiring of CTs and PTs shall be done with 2.5 sq. mm PVC insulated cables with stranded copper conductor. CT and PT wiring should run in independent rigid steel conduit pipes of appropriate size from CT/PT compartment to meter compartment. Conduit pipes shall be clamped with the inner wall of the panel and shall be so laid that none of the wires can be tampered from outside.

Current transformer and Potential transformer secondary wiring shall be colour coded as per IS and shall be suitably ferruled for identification. No link or test terminals shall be provided in wire from CT/PT to meter terminals. All kind of wires must be terminated with pin/ring type lugs with proper ferrule marking.

9.0 Bushing

Bushing should be made of homogeneous epoxy / polymeric material free from laminations, cavities and other flaws or imperfections that might affect the mechanical or dielectric quality. Bushings shall be designed to have ample insulation level, mechanical strength and rigidity for the conditions under which they will be used.

The hollow Cast resin epoxy bushings **shall conform to IS-60137.**

Bushing clamping accessories, bolts, studs etc. shall be hot dip galvanized. All the nuts and washer shall be SS-304. All iron parts shall be hot tin galvanized and all points shall be airtight. All current carrying contact surfaces shall be bimetallic type. The creepage distance of the bushing shall not be less than 31mm/kV.

Bushing shall **be tested in accordance with IS-60137. Routine as well as type tests reports in conformity with IS-60137 shall be** furnished to the purchaser.

Technical Specification for 11 kV Indoor metering Cubicle

10.0 Earthing

The assembly comprising of the chassis, framework and the fixed parts of the metal casing shall be provided with two separate earthing terminals of 50X6 GI Strip. These terminals shall be provided over and above all other means provided for securing and earthing metallic enclosures (armour or other metallic coverage) or current- carrying cables.

The earthing terminals shall be readily accessible and so placed that the earth connection of the CT/ PT chamber is maintained when the cover or any other movable part is removed.

The earthing terminals shall be protected against corrosion and shall be metallically clean. Under no circumstances shall a movable metal part of the enclosure be insulated from the part carrying the earthing terminals when the movable part is in place.

2 nos. for each terminal GI M10 Nuts and Bolts shall be provided along with 50X6 GI Strip terminals to facilitate the strip connection to ground by BSES.

The earthing terminals shall be identified by means of the symbol marked in a legible and indelible manner on or adjacent to the terminals.

11.0 Connections

No joint in the primary winding of CT shall be acceptable. Connection between CT terminal and bushing terminals shall be done with solid copper bus bar of adequate size as per the table given in the specification (refer clause no. 3). Flexible copper strip / rope are not acceptable for primary connection. PT should be connected to primary bus bar through bus bar of appropriate size (connections using flexible conductor are not acceptable). All bus bars/connections in the CT/PT compartment shall be encapsulated in epoxy.

12.0 Provision for sealing

Holes must be provided for the purpose of sealing using the sealing wire of 3 ply on the following compartments

- a. Meter compartment
- b. Incoming cable compartment
- c. Outgoing cable compartment

13.0 Name Plate and Marking

The metering cubicles shall be provided with a non-detachable type nameplate with legible and indelible marking of the following details:

- a. BSES Property
- b. Supplier's name

Technical Specification for 11 kV Indoor metering Cubicle

- c. P.O. No. & Year of manufacturing
- d. Sr. No. of panel
- e. Particulars of CT's such as ratio, VA burden, accuracy class, SC rating, BIL.
- f. Particulars of PT's such as ratio, accuracy class, VA burden, BIL.
- g. Standard connection diagram
- h. Consumer account no
- i. Sanctioned load.
- j. Date of release of connection.
- k. Circuit diagram along with CT PT rating details.
- l. IP details
- m. Voltage rating

Name plate having complete data shall be provided outside as well as inside the metering cubicle at a suitable place where it can be easily read. Name plate shall be anodized Aluminium fixed on the enclosure sheet with welded arrangement so that in case name plate is removed no passage holes are left.

In addition to nameplate, CT ratio of the cubicle should be indelibly marked in bold on the CT/PT compartment. Labels and color coding should be provided for phase identification.

Quality Assurance

14.0 Quality Assurance:

Vendor Quality Plan	To be submitted for purchaser approval
Inspection Points	To be mutually identified & agreed in quality plan

15.0 Testing, Inspection and Physical Inspection:

The Metering cubicle shall be subjected to the following tests

a.	Type test	<ul style="list-style-type: none"> a. Metering cubicle shall be type tested as per IS 62271 200 b. CT and PTs shall be type tested as per standard IS and IEC c. Bushings shall be type tested in accordance with as per standard IS and IEC d. Type tests should not pertain to period earlier than five years. e. In case type test report is more than five years old, bidder has to conduct the type test from CPRI/ERDA from BSES sample in accordance to IS, IEC as well as BSES requirement without any cost implication to BSES. <p>In addition, below mentioned tests must be the part of type test report on complete metering cubical</p> <ul style="list-style-type: none"> f. IP test g. Short Circuit test as per the table mentioned in the clause no
----	-----------	---

Technical Specification for 11 kV Indoor metering Cubicle

		<p>6.0</p> <p>h. Contract Resistance Measurement (CRM)</p> <p>i. Temperature rise test</p>
b.	Inspections	<p>a. Metering cubicle shall be tested as per relevant IS</p> <p>b. CT and PTs will be tested in accordance as per IS 2705 Part 1, IS 16227 Part 1, Part 2 and Part 3.</p> <p>c. Temperature rise test shall be carried out on complete unit on sample selected randomly from lot offered during inspection.</p> <p>d. During inspection, all routine and acceptance tests shall be carried out in presence of representative of purchaser.</p> <p>e. Complete verifications of Raw materials purchase and test certificate</p>
c.	Physical Inspection	<p>a. Checks of all mounting plates / fasteners.</p> <p>b. Checking of components as per drawing.</p> <p>c. Electrical circuits fasteners tightness / surface area contacts.</p> <p>d. Labels / identification / nameplates.</p> <p>e. All doors checks – safety and accessibility.</p> <p>f. Panel surface finish / smoothness.</p>

16.0 Packing

16.1	Packing Protection	Against corrosion , Dampness, heavy rains, breakage and vibration
16.2	Packing for accessories and spares	Robust wooden non-returnable package case with all the protection mentioned above and identification Label mentioned in the sl. No 16.3
16.3	Packing identification Label	<p>In each packing case, following details are required</p> <p>a. Individual serial no</p> <p>b. Purchaser’s name</p> <p>c. PO no along with date and SAP code</p> <p>d. Equipment Tag no if any</p> <p>e. Destination</p> <p>f. Manufacturer name/Supplier name</p> <p>g. Address of manufacturer/Supplier/Its agent</p> <p>h. Country of Origin</p> <p>i. Month of year of manufacturer</p> <p>j. Gross and Net weight in kilogram</p> <p>k. All necessary slinging and stacking instruction</p> <p>l. All necessary storage instructions</p> <p>m. Case measurement</p>

 Technical Specification for 11 kV Indoor metering Cubicle

17.0 Shipping

17.1	Shipping	The bidders shall ascertain at an early date and definitely before the commencement of manufacture, any transport limitations such as weight, dimensions, road culverts, overhead lines, free access etc. from the manufacturing plant to the project site. Bidder shall furnish the confirmation that the proposed packages can be safely transported, as normal or oversize packages, up to the site. Any modifications required in the infrastructure and cost thereof in this connection shall be brought to the notice of the Purchaser.
17.2	Packing	The seller shall be responsible for all kind of transit damage and shall be replaced by seller at free of cost if any.

18.0 Handle and Storage

18.1	Handling and storage	Manufacturer instruction shall be followed. Detail handling and storage instruction sheet /manual needs to be furnished before commencement of supply.
------	----------------------	--

19.0 Deviations

19.1	<p>a) Deviations from this specification shall be listed separately by bidder clause wise (format given below clause no- 20.2) along with optional offer and has to submit the list along with bid/quotation. BSES will review the deviations and if BSES is agreed with the deviation, seller has to take written confirmation from BSES on deviation during tender evaluation.</p> <p>b) In the absence of any separate list of deviations from the bidders with bid as well as written confirmation from BSES on deviations, it will be assumed by the Buyer that the Seller complies with the Specification fully.</p> <p>c) Any deviations mentioned in any other submitted bid documents (i.e.in filled GTP, Catalog, BSES old approval, buyer's/seller's standards etc.) by seller without separate deviation sheets will not consider as a deviation from this tech spec at any stage of contract.</p>
------	--

Drawing and Document Submission:

 Technical Specification for 11 kV Indoor metering Cubicle

Drawing submission shall be as per the matrix given below. All documents/ drawing shall be provided on A4 sheet in soft copy with separators for each section. Language of the documents shall be English only. Deficient/ improper document/ drawing submission may liable for rejection

SL	Detail of Document	Bid	Approval	Pre Dispatch
1	Guaranteed Technical particulars (GTP)	Required	Required	
2	Deviation Sheet, if any	Required	Required	
3	GA / cross sectional drawing of Meter Box showing all the views / sections	Required	Required	
4	Any accessories	Required	Required	
5	Manufacturer's quality assurance plan and certification for quality standards	Required	Required	
6	Type Test reports of offered model/ type/ rating	Required		
7	Complete product catalogue and user manual.	Required		
8	Customer Reference List	Required		
9	Recommended list of spare and accessories	Required		
10	Program for production and testing (A)		Required	Required
11	Detailed installation and commissioning instructions		Required	Required
12	As Built Drawing		Required	Required
13	Operation and maintenance Instruction as well as trouble shooting charts/ manuals		Required	Required
14	Inspection and test reports, carried out in manufacturer's works			Required
15	Routine Test certificates			Required
16	Test certificates of all bought out items			Required

Deviation sheet format.

Sl. No.	Document Name	Clause No.	Deviation	Reason	Merit to BSES

Annexure: I

Make List of Accessories

Technical Specification for 11 kV Indoor metering Cubicle

Sl.No.	Descriptions	Make
1	CT	Pragati
		NPT
		Gilbert and Maxwell
		Bidder self make
2	PT	Pragati
		NPT
		Gilbert and Maxwell
		Bidder self make
3	Wire (Copper)	Havells
		Finolex
		Polycab
4	Boot	Raychem
		3M
		K.D Joshi
		Shine Industries
5	Bus Bar (Copper)	Vedanta
		Hindalco
		Hindustan Copper
6	Terminal Block	Connectwell/Wago/ Elemx and Phoenix
7	Insulator	Aditya Birla
8	Paint make	Asian Paints
		Berger Paints
9	CRCA Sheet	SAIL
		Tata
		Jindal
10	Lock	Godrej
		Harrison
		Abloy
		Suzu

Annexure II - Guaranteed Technical Particulars

Bidder shall furnish the GTP format with all details against each clause of this specification.





Bidder shall not change the format of GTP or clause description.

Bidder to submit duly filled GTP in hard copy format with company seal.

BSES

Technical Specification for Pole Mounted 11kV Outdoor CTPT Unit

Specification no – BSES-TS-123-PMCPU-R0

Revision	0	
Date	28/06/2022	
Pages	11	
Prepared by	Sunil Yadav	 28/06/2022
	Pronab Bairagi	
	Shweta Dixit Ashish Joshi	
Reviewed by	Amit Tomar	 28/06/2022
	Puneet Duggal	
Approved by	Gaurav Sharma	
	Gopal Nariya	

Page 1 of 11



INDEX

RECORD OF REVISION 3

1. SCOPE..... 4

2. CODE AND STANDARDS 4

3. SERVICE CONDITION 4

4. DISTRIBUTION SYSTEM DATA..... 4

5. ELECTRICAL REQUIRMENT 5

6. CONSTRUCTIONAL REQUIREMENT 5

7. INSPECTION AND TESTING..... 8

8. DEVIATIONS 10

9. SHIPPING, HANDLING & SITE SUPPORT 10

10. DOCUMENT/ DRAWING / SAMPLES 11

ANNEXURE – A: TECHNICAL PARTICULARS 11



BSES-TS-123-PMCPU-R0

TECHNICAL SPECIFICATION FOR POLE MOUNTED OUTDOOR CT PT UNIT

RECORD OF REVISION

Clause No	Change in Specification	Approved By	Rev

TECHNICAL SPECIFICATION FOR POLE MOUNTED OUTDOOR CT PT UNIT**1. SCOPE**

This specification covers the design, manufacturing, inspection, testing and supply of Oil immersed naturally air cooled (type ONAN) outdoor type 11 kV metering equipment units which shall comprise 3 no's Current Transformers conforming to IS 16227 and 1 no three phase Potential Transformers conforming to IS 16227

2. CODE AND STANDARDS

The equipment shall conform to this specification and latest revision of following codes with all amendments:

S No.	Standard	Title
2.1		Indian Electricity Act, 2003- Latest Amendments.
2.3		CEA Metering Regulation Latest Amendments
2.4		CEA Regulation, Measures relating to Safety and Electric Supply- Latest Amendments
2.5	IS 16227 Part 1	Instrument Transformers - Part 1 General Requirements
2.6	IS 16227 Part 2	Instrument Transformers Part 2 Additional Requirements For Current Transformers
2.7	IS 16227 Part 3	Instrument transformers part 3 additional requirements for inductive voltage transformers
2.8	IS 16227 Part 4	Instrument Transformers Part 4 Additional Requirements For Combined Transformers
2.9	IS 335	Insulating Oil
3.0	IS 4201	Application guide for current Transformer
3.1	IS 5561	Specification for terminal connector
3.2	IS 2099	Specification for bushing for AC voltage above 1 KV
3.3	IS 5	Colour of ready mix paints

3. SERVICE CONDITION

Equipment shall be suitable to use in following Climate conditions.		
3.1	Maximum ambient temperature	50 Deg C
3.2	Relative Humidity	0 to 96%
3.3	Maximum annual rainfall	790 mm
3.4	Atmosphere	Heavily polluted, dry, dust

4. DISTRIBUTION SYSTEM DATA

Equipment shall be suitable for following system.		
4.1	Supply	3 Phase 3 Wire System
4.2	Voltage	11 KV +/- 10 %

TECHNICAL SPECIFICATION FOR POLE MOUNTED OUTDOOR CT PT UNIT

4.3	Frequency	50 Hz +/- 5%
4.4	System neutral	Solidly Earthed

5. ELECTRICAL REQUIREMENT

SL	Parameters	Current Transformers	Potential Transformers
5.1	Nominal System voltage	11 KV	11 KV
5.2	Highest System Voltage	12 KV	12 KV
5.3	Type	Single phase CT's	Three Phase Star/Star PT unearthed.
5.4	Ratio (As per purchaser's Requisition)	300 A/5 A, 400 A/ 5 A	11KV/110V
5.5	Accuracy Class	0.5s	0.5
5.6	VA Burden	5 VA	10 VA per Phase
5.7	ISF	Less than 10	N/A
5.8	Powder frequency Withstand Voltage on Primary	28 KV rms for 1 min	28 KV rms for 1 min
5.9	Powder frequency Withstand Voltage on Secondary	3 KV rms for 1 min	3 KV rms for 1 min
5.10	Lightning Impulse Withstand voltage	75 KV peak for 11 KV class	75 KV peak for 11 KV class
5.11	Short time current rating in KA.		
5.11.1	Thermal Rating	18 KA for 1 sec	N/A
5.11.2	Dynamic rating	2.55 times of short time thermal current rating	N/A
5.12	Rated continuous thermal current	1.2 times the rated primary current	
5.13	Rated voltage factor	N/A	1.2 times continuous and 1.5 time for 30 seconds.
5.14	Winding material	Copper	Copper
5.15	Winding resistance @ 75 Deg C per phase		
5.15.1	HV	Bidder need to specify	Bidder need to specify
5.15.2	LV	Bidder need to specify	Bidder need to specify
5.16	Core material	CRGO minimum M4	CRGO minimum M4
5.17	Design Clearance in air (HV)		
5.17.1	Phase to Phase	250 mm (minimum)	
5.17.2	Phase to Earth	190 mm (minimum)	
5.18	Creepage (Bushing)	31 mm / KV	

6. CONSTRUCTIONAL REQUIREMENT

TECHNICAL SPECIFICATION FOR POLE MOUNTED OUTDOOR CT PT UNIT

6.1	Type	Outdoor, pole mounted Combined CT and PT unit in a hermetically sealed tank.
6.2	Tank	<ul style="list-style-type: none"> a. The metering equipments shall be contained in a weather proof outdoor double pole mounting type powder coated hot dip galvanized M.S. tank with 6 nos. of 11 KV weather proof bushings with Brass stud as per rating of combined CT-PT unit. b. Termination hardware shall also be brass. c. Complete unit shall be hermetically sealed. d. Nitrogen Cushion conforming to commercial grade as per IS 1747 shall be provided at space left above the oil to facilitate expansion/ contraction of oil due to change in temperature. e. The top of the tank will have slope to drain the rainwater. f. Nitrile gasket of minimum thickness 3 mm shall be provided between top and base of the tank. g. Oil level indicator shall be provided. Minimum oil level should be clearly marked on oil level indicator. h. The welded joints of the metering unit shall be strengthened by providing 25 x 25 x 3mm angle all along the welded length and welded properly inside the tank. All joints of the tank and fitting shall be oil tight. i. The tank shall be reinforced by welded angle of size 25 x 25 x 3mm on the entire outside wall on the edge of the tank to form two equal compartments. j. One face of reinforcement angle should be continuous welded with the tank surface such that other side of the angle forms inverted "L".
6.3	Sheet Thickness of tank	<ul style="list-style-type: none"> a. Top and bottom sheet: 5 mm (Minimum) b. Side wall: 3 mm (Minimum)
6.4	Bushings	<ul style="list-style-type: none"> a. 3 nos. porcelain bushings on incoming and 3 nos. bushings on outgoing terminals i.e. (supply side & load side), with S and L marking embossed on the top cover of MS tank to identify incoming and outgoing terminals of the metering unit, shall be provided b. The mounting of the bushing on the top cover should be in oblique plane particularly. c. HT terminal should be tinned copper. Termination hardware (1N+1PW+1SW) shall be brass. d. At minimum indicative oil level all HV connections shall be submerged in oil for proper insulation.
6.5	Finish	<ul style="list-style-type: none"> a. Powder Coating 7 tank process. b. Shade 632 of IS 5.
6.6	Insulating Oil	<ul style="list-style-type: none"> a. The unit shall be supplied complete with duly filled Transformer oil conforming to IS 335-2018 with

TECHNICAL SPECIFICATION FOR POLE MOUNTED OUTDOOR CT PT UNIT

		<p>latest amendment thereof.</p> <p>b. The oil in the unit shall be filled under vacuum.</p> <p>c. Oil drain valve or sampling cock or non return type oil filling valve provided to facilitate factory processing. Same shall be sealed before dispatch of unit.</p> <p>d. Oil filling plug shall also be provided at the top of the unit.</p>
6.7	Temperature Rise	Less than 40 Deg C @ 50 Deg C ambient
6.8	Pressure Release	<p>a. A pressure release safety device suitable for operation at a pressure of 0.4 to 0.5 Kg/sq.cm shall be provided at the top of the tank.</p> <p>b. An explosion vent diaphragm shall be provided opposite side of the secondary terminal box which should operate at a pressure of 0.6 to 0.8 Kg/sq.cm. The manufacturer has to produce the test/calibration certificate for proper operation of the device at the defined pressure.</p> <p>c. The pressure of Nitrogen gas, pressure release device and explosion vent diaphragm shall be properly coordinated.</p>
6.9	Secondary terminal	<p>a. The unit shall have a built-in secondary terminal box at side wall of the tank with side cover.</p> <p>b. Entry of cable into the box shall be through one no. double compression gland.</p> <p>c. Double Compression Gland of brass to suit 10 core 2.5 Sq.mm armoured copper cable shall be supplied with unit.</p> <p>d. Secondary terminal box shall be IP 55 for ingress protection.</p>
6.10	Earthing	<p>a. The assembly comprising of chassis, frame work and the fixed parts of the metal casing of the combined CT-PT metering equipment shall be provided with two separate earthing terminals in accordance with clause 5.2 of IS:3156 (part-I).</p> <p>b. Earthing terminals shall be provided with lug. Proper identification shall be provided for earthing terminals.</p> <p>c. Top and main tank shall have solidly continuity by insulated copper flexible jumpers.</p>
6.11	Mounting	<p>a. Pole mounting.</p> <p>b. 2 Nos. base mounting channels size 75 x 40 mm across length of unit shall be provided. Hardware for mounting the unit shall also be provided along with the unit.</p>
6.12	Lifting arrangements	2 Nos. welded lifting lugs of MS plate minimum 4 mm thick.
6.13	Hardware	All nut/ washers shall be Galvanized/ Stainless steel

TECHNICAL SPECIFICATION FOR POLE MOUNTED OUTDOOR CT PT UNIT

6.14	Name Plate	<p>The metering unit shall be provided with non-detachable anodized aluminium name plate showing position of the terminals, their marking, connection diagram along with following information as specified in IS: 2705 and IS: 3156</p> <ol style="list-style-type: none"> Type, voltage ratio, CT ratio, rated burden, class of accuracy, sr. no. of unit, PO no. & date, Month and year of Manufacturing etc. of metering unit. Customer name Manufacturer name <p>MS plate size 125 x 125 mm be got welded on width side of metering unit for fixing of the nameplate</p>
6.15	Marking	<ol style="list-style-type: none"> CT primary and secondary terminals shall be marked clearly as indicated in Annexure-C of IS: 2705, the terminal marked P1 of primary and S1 of secondary in case of current Transformer and corresponding in case of PT shall have the same polarity at any instant. On secondary side of PT, four terminals shall be marked as R, Y, B and N. All markings shall be provided with on anodized aluminum plates. Stickers shall not be accepted.
6.16	Total Wight of Complete CT PT unit	Bidder need to specify
6.17	Weight of core and winding (Current transformer and potential transformer)	Bidder need to specify
6.18	Dimension of tank in mm (Minimum)	Bidder need to specify
6.19	Dimension of the Secondary terminal box in mm (minimum)	Bidder need to specify

7. INSPECTION AND TESTING

7.1	Vendor's Quality Plan (QP)	To be submitted for Purchaser's approval.
7.2	Sampling Method	Sampling Method for quality checks shall be as per relevant IS/ IEC/ CBIP guidelines and Purchaser's prior approval shall be taken for the same.

TECHNICAL SPECIFICATION FOR POLE MOUNTED OUTDOOR CT PT UNIT

7.3	Inspection Hold-Points	To be mutually identified, agreed and approved in Quality Plan.
	Type test	Type test reports of CPRI/ ERDA as per IS 3156 and 2705 for following shall be provided along with the offer <ul style="list-style-type: none"> a. Short time current test b. Temperature rise test c. Lightning impulse test d. Accuracy test. e. Power frequency voltage withstand test.
7.4	Routine test	Each of the metering unit shall be subjected to following routine tests at manufacturer's works in accordance with IS 2705 and IS 3156 <ul style="list-style-type: none"> a. Verification of terminal marking and polarity test of CT and PT of metering unit. b. Power frequency dry withstand test on primary winding of CT and PT of metering unit. c. Power frequency dry withstand test on secondary winding of CT and PT of metering unit. d. Over Voltage inter turn test on CT of metering unit e. Determination of errors or other characteristics according to requirements and class of accuracy of CT and PT of combined Metering Equipment f. Induced voltage test on PT of metering unit. g. Break down voltage test of transformer oil. h. Leak test on tank. i. Ratio & phase angle error test of CTs of metering unit. j. Insulation Resistance test with 1 KV.
7.5	Acceptance tests	The sampling & following acceptance tests in accordance with relevant IS shall be conducted during the inspection of lot at manufacturer's works:- <ul style="list-style-type: none"> a. Visual inspection for workmanship. b. Verification of dimensions and GA drawings. c. Verification of terminal marking and polarity test of CT and PT of metering unit. d. Power frequency dry withstand test on primary winding of CT and PT of metering unit. e. Power frequency dry withstand test on secondary winding of CT and PT of metering unit. f. Over Voltage inter turn test on CT of metering unit g. Determination of errors or other characteristics according to requirements and class of accuracy of CT and PT of combined Metering Equipment h. Induced voltage test on PT of metering unit. i. Break down voltage test of transformer oil. j. Leak Test k. ISF tests on CT l. Insulation Resistance test with 1 KV. m. Review of raw material certificates and calibration certificates of all equipment used during inspection and manufacturing.

TECHNICAL SPECIFICATION FOR POLE MOUNTED OUTDOOR CT PT UNIT

		n. Review of routine test certificates.
7.6	Inspection	Purchaser reserves the right to inspect /witness all tests on the meters at Seller's works at any time, prior to dispatch, to verify compliance with the specification/ standards. Manufacturer should have all the facilities/ equipments to conduct all the acceptance tests as per clause. In-process and / or final inspection call intimation shall be given in advance to purchaser.

8. DEVIATIONS

8.1	Deviations	Deviations from this Specification shall be stated in writing with the tender by reference to the Specification clause/GTP/Drawing and a description of the alternative offer. In absence of such a statement, it will be assumed that the bidder complies fully with this specification.
-----	------------	---

9. SHIPPING, HANDLING & SITE SUPPORT

9.1	Packing Protection	Against corrosion, dampness, heavy rains, breakage and vibration
9.2	Packing for accessories and spares	Robust non returnable packing case with all the above protection & identification Label
9.3	Packing Identification Label	On each packing case, following details are required:
9.3.1	Individual serial number	
9.3.2	Purchaser's name	
9.3.3	PO number (along with SAP item code, if any) & date	
9.3.4	Equipment Tag no. (if any)	
9.3.5	Destination	
9.3.6	Manufacturer / Supplier's name	
9.3.7	Address of Manufacturer / Supplier / it's agent	
9.3.8	Month & year of Manufacturing	
9.3.9	Case measurements	
9.3.10	Gross and net weights in kilograms	
9.3.11	All necessary slinging and stacking instructions	
9.4	Shipping	The seller shall be responsible for all transit damage due to improper packing.
9.5	Handling and Storage	Manufacturer instruction shall be followed.
9.6	Detail handling & storage instruction sheet / manual to be furnished before commencement of supply.	



TECHNICAL SPECIFICATION FOR POLE MOUNTED OUTDOOR CT PT UNIT

10. DOCUMENT/ DRAWING / SAMPLES

Drawing submission shall be as per the matrix given below. All documents/ drawing shall be provided on A4 sheet in box file with separators for each section. Language of the documents shall be English only. Deficient/ improper document/ drawing submission may liable for rejection.

Table with 5 columns: SL, Detail of Document, Bid, Approval, Pre Dispatch. Rows 1-9 detailing document requirements like GTP, Deviation Sheet, GA, Type test reports, etc.

ANNEXURE – A: TECHNICAL PARTICULARS

Bidder shall furnish the GTP format with all details against each clause of this specification. Bidder shall not change the format of GTP or clause description. Bidder to submit duly filled GTP in hard copy format with company seal.

Table with 3 columns: Clause No., Clause Description, Manufacturer's Reply. Rows 1-4 for bidder completion.

Bidder / Vendor seal / signature -----

Table with 2 columns for bidder details: Name of the bidder, Address of the bidder, Name of contact person, Telephone number and email id.

Volume - II

FORMATS

Tender Notification for

RATE CONTRACT FOR SUPPLY OF METERING CUBICLES (11 KV)

CMC/BR/25-26/FK/PR/MS/1236

Date : 14.01.2025

Annexure -I

BID FORM

SUPPLY OF 11 KV METERING CUBICLE

To
Head of the Department
Contracts & Materials
BSES Rajdhani Power Ltd
BSES Bhawan, Nehru Place
New Delhi- 110019
Sir,

- 1 We understand that BRPL is desirous of procuring " 11 Kv Metering cubicle in it's licensed distribution network area in Delhi.
- 2 Having examined the Bidding Documents for the above named works, we the undersigned, offer to deliver the goods in full conformity with the Drawings, Conditions of Contract and specifications for the sum of AS PER PRICE BID ENCLOSED or such other sums as may be determined in accordance with the terms and conditions of the contract .The above amounts are in accordance with the Price Schedules attached herewith and are made part of this bid.
- 3 If our Bid is accepted, we under take to deliver the entire goods as per delivery schedule given by you from the date of award of purchase order/letter of intent
- 4 If our Bid is accepted, we will furnish a performance bank guarantee for an amount of 10% (Ten) percent of the total contract value for due performance of the Contract in accordance with the General Conditions of Contract.
- 5 We agree to abide by this Bid for a period of 120 days from the date fixed for bid opening under clause 9.0 of GCC, and it shall remain binding upon us and may be accepted at any time before the expiration of that period.
- 6 We declare that we have studied the provision of Indian Income Tax Law and other Indian Laws for supply of equipments/materials and the prices have been quoted accordingly.
- 7 Unless and until Letter of Intent is issued, this Bid, together with your written acceptance there of, shall constitute a binding contract between us.
- 8 We understand that you are not bound to accept the lowest, or any bid you may receive.
- 9 There is provision for Resolution of Disputes under this Contract, in accordance with the Laws and Jurisdiction of Contract, Clause 19 of GCC .

Dated this..... day of..... 20

Signature..... In the capacity of

.....duly authorized to sign for and on behalf of (IN BLOCK CAPITALS).....

Annexure -II

FORMAT FOR EMD BANK GUARANTEE

(To be issued in a Non Judicial Stamp Paper of Rs.50/-purchased in the name of the bank)

Whereas [name of the Bidder](hereinafter called the Bidder“) has submitted its bid dated [date of submission of bid] for the supply of [name and/or description of the goods] (hereafter called “the Bid”).

KNOW ALL PEOPLE by these presents that WE [name of bank]at[Branch Name and address],having our registered office at[address of the registered office of the bank](herein after called —the Bank“),are bound unto BSES Rajdhani Power Ltd., with it's Corporate Office at BSES Bhawan Nehru Place, New Delhi -110019 ,(herein after called —the Purchaser“)in the sum of _____for which payment well and truly to be made to the said Purchaser, the Bank binds itself, its successors, and assigns by these presents. Sealed with the Common Seal of the said Bank this_____ day of_____ 20_____.

THE CONDITIONS of this obligation are:

1. If the Bidder withdraws its Bid during the period of bid validity specified by the Bidder on the Bid Form ;or
2. If the Bidder, having been notified of the acceptance of its Bid by the Purchaser during the period of bid validity:
 - (a) fails or refuses to execute the Contract Form ,if required; or
 - (b) fails or refuses to furnish the performance security, In accordance with the Instructions to Bidders/GENERAL CONDITIONS.;

We undertake to pay to the Purchaser up to the above amount upon receipt of its first written demand, without the Purchaser having to substantiate its demand, provided that is its demand the purchaser will note that amount claimed by it is due to it, owing to the occurrence of one or both of the two conditions, specifying the occurred condition or condition s.

This guarantee will remain in force up to and including thirty (30) days after the period of bid validity, and any demand in respect thereof should reach the Bank not later than the above date.

(signature of the bank)

Signature of the witness

Annexure-III

PRICE FORMAT

ENQUIRY NO & DATE : CMC/BR/25-26/FK/PR/MS/1236 DT:14.01.2025

PRICE FORMAT

ENQUIRY NO & DATE : CMC/BR/25-26/FK/PR/MS/1236_RATE CONTRACT FOR SUPPLY OF METERING CUBICLES (11 KV) DT : 14.01.2025

S.NO	BSES Material Code	HSN Code	Material Dispatch Location (GSTN no.)	Item Description	UOM	QTY	EX-WORKS RATE /No.	C GST (%)	C GST (Amount)	S GST (%)	S GST (Amount)	I GST (%)	I GST (Amount)	FREIGHT	LANDED COST/No.	TOTAL LANDED COST
1				PNL,MET CUBICLE 15/5;11KV	Nos	30										
2				PNL,MET CUBICLE 30/5AMP;11KV	Nos	30										
3				PNL,MET CUBICLE 60/5;11KV	Nos	30										
4				PNL,MET CUBICLE 100/5;11KV	Nos	10										
5				PNL,MET CUBICLE 150/5A;11KV	Nos	10										
6				PNL,MET CUBICLE 300/5A;11KV(I/D)	Nos	20										
7				PNL,MET CUBICLE 300/5A;11KV (O/D)	Nos	60										
															Total	

Pls attach the covering letter head alongwith the price format.

NAME OF THE BIDDER WITH SEAL

Annexure - IV

Enquiry No. & Date : CMC/BR/25-26/FK/PR/MS/1236 DT: 14.01.2025

COMMERCIAL TERMS AND CONDITIONS

S/NO	ITEM DESCRIPTION	AS PER BRPL	CONFIRMATION OF BIDDER
1	Validity of prices	120 days from the date of offer	
2	Price basis	a) Firm, FOR Delhi store basis. Prices shall be inclusive of all taxes & duties, freight upto Delhi stores. b) Unloading at stores shall be in vendor's scope c) Transit insurance in BRPL scope	
3	Payment terms	100% payment within 45 days after receipt of material at stores	
4	Delivery schedule	As per our requirement	
5	Defect Liability period	60 months after commissioning or 66 months from the last date of supply ,whichever is earlier	
6	Penalty for delay	1% per week of delay of undelivered units or part thereof subject to maximum of 10% of total PO value of undelivered units	
7	Performance Bank Guarantee	10% of total PO value valid for 60 months after commissioning or 66 months from the last date of supply,whichever is earlier plus 3 months towards claim period	

ANNEXURE V

ENQUIRY NO & DATE : CMC/BR/25-26/FK/PR/MS/1236 DT:14.01.2025

NO DEVIATION SHEET

SL NO	SL NO OF TECHNICAL SPECIFICATION	DEVIATIONS,IF ANY

SIGNATURE & SEAL OF BIDDER

NAME OF BIDDER

Annexure – VI

S.No	Qualification Criteria	Declaration by bidder with qualifying the fulfillment	Documentary Evidence attached page no. details
1	The bidder must be a manufacturer of 11kV Metering Cubicle.	Order copies /completion certificates to be submitted	
2	The bidder must possess valid ISO 9001:2000 certification.	ISO or equivalent Certification copy	
3	The Bidder should have average turnover of Rs 3 Crores in last three financial years (2021-2022, 2022-23 & 2023-24).	Copy of audited Balance Sheet and P&L Account to be submitted in this regard	
4	The manufacturer should have facility to meet both quality and quantity requirement of supplies. Various CAD /CAM facilities to design the product.		
5	Bidder should have valid (not more than 5 years old) type test report from CPRI/ERDA lab of Metering Cubical, CT, PT as per relevant IS/IEC.		
7	Bidder shall provide at least 2 performance certificates from SEBs/any other reputed firm of the last three (3) financial years with minimum qty. 30 nos. of 11kV Metering cubical	Copy of completion certificates to be submitted in this regard	

CHECK LIST

Sl No	Item Description	YES/NO
1	INDEX	YES/NO
2	COVERING LETTER	YES/NO
3	BID FORM (UNPRICED) DULY SIGNED	YES/NO
4	BILL OF MATERIAL (UNPRICED)	YES/NO
5	TECHNICAL BID	YES/NO
6	ACCEPTANCE TO COMMERCIAL TERMS AND CONDITIONS	YES/NO
7	FINANCIAL BID (IN SEALED ENVELOPE)	YES/NO
8	EMD IN PRESCRIBED FORMAT	YES/NO
9	DEMAND DRAFT OF RS 1180/- DRAWN IN FAVOUR OF	BSES.....POWER LTD
10	POWER OF ATTORNEY/AUTHORISATION LETTER FOR SIGNING THE BID	YES/NO