

Volume - I

Tender Notification for

RATE CONTRACT FOR SUPPLY OF SINGLE PHASE METER WITH BOX

CMC/BR/24-25/RB/PR/SN/1195

Due Date for Submission of Bids: 28.06.2024

BSES RAJDHANI POWER LTD (BRPL)
BSES Bhawan, Nehru Place, New Delhi-110019
Corporate Identification Number:
U74899DL2001PLC111527
Telephone Number: +91 11 3009 9999
Fax Number: +91 11 2641 9833
Website: www.bsesdelhi.com

SECTION - I

REQUEST FOR QUOTATION

Tender Notification: CMC/BR/24-25/RB/PR/SN/1195

Event: RATE CONTRACT FOR SUPPLY OF SINGLE PHASE METER WITH BOX

SECTION – I: REQUEST FOR QUOTATION	4
SECTION – II: INSTRUCTIONS TO BIDDER	10
SECTION – III: GENERAL CONDITIONS OF CONTRACT	18-27
1.0 GENERAL INSTRUCTIONS	17
2.0 DEFINITION OF TERMS	17
3.0 CONTRACT DOCUMENTS & PRIORITY	18
4.0 SCOPE OF SUPPLY -GENERAL	18
5.0 QUALITY ASSURANCE AND INSPECTION	20
6.0 PACKING, PACKING LIST & MARKING	19
8.0 TERMS OF PAYMENT AND BILLING	19
9.0 PRICE VALIDITY.....	22
10.0 PERFORMANCE GUARANTEE.....	20
11.0 FORFEITURE	20
12.0 RELEASE.....	23
13.0 DEFECTS LIABILITY PERIOD	23
14.0 RETURN, REPLACEMENT OR SUBSTITUTION.....	23
15.0 EFFECTIVE DATE OF COMMENCEMENT OF CONTRACT:.....	23
16.0 TIME – THE ESSENCE OF CONTRACT	21
17.0 THE LAWS AND JURISDICTION OF CONTRACT:	21
18.0 EVENTS OF DEFAULT.....	21
19.0 CONSEQUENCES OF DEFAULT.....	24
20.0 PENALTY FOR DELAY.....	21
21.0 FORCE MAJEURE	22
22.0 TRANSFER AND SUB-LETTING.....	26
23.0 RECOVERIES.....	23
24.0 WAIVER.....	23
25.0 INDEMNIFICATION	23
SECTION – IV: QUANTITY AND DELIVERY REQUIREMENT	28
SECTION – V: TECHNICAL SPECIFICATION OF 1- SINGLE PHASE ENERGY METER	29

SECTION – I: REQUEST FOR QUOTATION**1.00 Event Information**

- 1.01** BSES RAJDHANI POWER LTD invites sealed tenders for supply of Single Phase Meter from reputed manufacturers. The bidder must qualify the technical requirements as specified in clause 2.0 stated below. The sealed envelopes shall be duly superscribed as — **“RATE CONTRACT FOR SUPPLY OF SINGLE PHASE METER WITH BOX (TENDER NOTICE CMC/BR/24-25/RB/PR/SN/1195 DUE FOR SUBMISSION ON 28.06.2024)”**.

Sl. No.	Item Description	Specification	Requirement	Estimated Cost
			Total Qty. (Nos.)	
BRPL, DELHI				
1	SINGLE PHASE METER WITH BOX	SECTION V	2,00,000	19.76 Cr

Note:

- **Quantity may vary to any extent of +/- 30% of above mentioned total quantity.**
- **The rates quoted shall remain valid for one year from the date of LOI/RC.**

- 1.02** The schedule of specifications with detail terms & conditions can be obtained from address given below against demand draft/Pay Order of **Rs.1180/-** drawn in favour of **BSES RAJDHANI POWER LTD**, payable at New Delhi. The sale of tender documents will be issued from **28.06.2024** onwards on all working days. The tender documents can also be downloaded from the website **“www.bsedelhi.com”**.

In case tender papers are downloaded from the above website, then the bidder has to enclose a demand draft covering the cost of bid documents as stated above in a separate envelope with suitable superscription —“Cost of Bid Documents: Tender **Notice Ref: CMC/BR/24-25/RB/PR/SN/1195**”. This envelope should accompany the Bid Documents.

- 1.03** Offers can be received **up to 28.06.2024 (10:00 Hrs)** and will be opened on **28.06.2024 at 12:00 Hrs** in the presence of authorized representatives of the bidder's (Incase present on the schedule time of opening) .The schedule of specifications with detail terms & conditions are enclosed. It is the sole responsibility of the bidder to ensure that the bid documents reach this office on or before the due date.

**HEAD OF THE DEPARTMENT,
1st FLOOR, 'C' BLOCK,
CONTRACTS & MATERIALS DEPARTMENT,
BSES RAJDHANI POWER LTD,
BSES BHAWAN,
NEHRU PLACE, NEW DELHI-110019.**

- 1.04** BSES RAJDHANI POWER LTD reserves the right to accept/reject any or all Tenders without assigning any reason thereof and alter the quantity of materials mentioned in the Tender documents at the time of placing purchase orders. Tender will be summarily rejected if:
- (i). Earnest Money Deposit (EMD) @ 1% (One percent) of the Tender value i.e **Rs 19,76,000** is not deposited in shape of Bank Draft in favor of BSES RAJDHANI POWER LTD, payable at Delhi or Bank Guarantee executed in favor of BSES RAJDHANI POWER LTD.
 - (i) The offer does not contain “FOR, NEW DELHI price indicating break-up towards all taxes & duties”.
 - (ii). Complete Technical details are not enclosed.
 - (iii). Sample is not submitted along with the offer.
 - (iv). Tender is received after due time due to any reason.
- 1.05** BSES RAJDHANI POWER LTD reserves the right to reject any or all bids or cancel/withdraw the invitation for bids without assigning any reason whatsoever and in such case no bidder/intending bidder shall have any claim arising out of such action. time of placing purchase orders.

2.0 Qualification Criteria:-

The prospective bidder must qualify all of the following requirements to be eligible to participate in the bidding. Bidders who meet following requirements will be considered as successful bidder and management has a right to disqualify those bidders who do not meet these requirements.

A) Technical Criteria:		
Sl. No.	Criterion	Documents to be submitted by bidder along with Bid in support of Qualification Criteria
1)	The Bidder must be an Original equipment manufacturer of the products proposed (Energy Meter) under this NIT with valid BIS License for the offered static energy meters.	a. Self undertaking in support of this criteria. b. List of energy meters manufactured at their plant(s) along with active BIS licenses for these meters and detail of their plants (Manufacturing locations). c. A brief summary of their manufacturing capabilities d. Any other relevant document. (Factory License etc.)
2)	The Bidder should have supplied at least Five (05) lakh Static Energy Meters in the last Three (03) financial years i.e FY 2021-22, 2022-23 and 2023-24 as on date of bid submission to Power Utilities/Discoms/State electricity boards/PSU's in India.	a. Summarized list clearly mentioning Purchase Order reference number, PO date, Name of Utility/ Discoms, PO quantity, Supplied quantity. b. PO copies. c. Delivery completion certificate or Delivery challan copies.
3)	Performance Certificate' not older than five (05) years from the date of issue of tender for satisfactory performance of at-least two years, from minimum Two (02) Power Utilities/Discoms / State electricity boards/PSU's in India. In case the bidder has a previous association with BRPL/BYPL for supply of similar product and service, the performance feedback for that bidder by BRPL/BYPL shall only be considered irrespective of performance certificate issued by any third party organization.	Copies of Performance Certificates.
4)	The bidder should have plant installed capacity to supply at least Five (05) Lakh Nos. Static energy meter per annum as on date of bid submission.	Installed Capacity Certificate issued by Statutory authority OR Chartered Engineer/CA certificate.
5)	The bidder must possess following certificates valid as on date of tender: a. ISO 9001:2015 or later Certificate for meter manufacturing. b. ISO 27001:2005 or later - Information Security Management System. c. ISO 14001:2004 or later - Environmental Management System.	Copy of valid Certificate.
6)	BSES Rajdhani Power Ltd can audit manufacturer's plant / manufacturing /works for quality checks/Production capacity/manufacturing processes as a part of tender process/post issuance of PO.	"No Objection" undertaking by the bidder.
7)	The bidder should have following facilities to meet both quality and quantity requirement of supplies.	
a)	<u>Computerized test bench</u> : The bidder should have sufficient Nos. of Computerized test benches. The benches should have electronic supply, Isolated CT/ PT system and data should be directly stored in central server. During the lot acceptance, BSES inspector can test up to 5% of offered quantity. The bidder should agree to provide all test facility to do so. Further he should allow BSES inspector to check shop floor process. The place of inspection should be clearly marked in tender and same should be well equipped.	Self Undertaking
b)	<u>Seal tracking system</u> : The bidder has to put both his own seal and BSES seal(s) on the meter. He should have a seal tracking software to ensure tracking of seal and no duplication of seals and meter nos.	Self Undertaking
c)	<u>Test equipment</u> : Since the meters have lot of anti theft features, the bidder should have test set up to check the working of all anti theft features. Same should be available during lot inspection, otherwise inspector has a right to withdraw inspection.	Self Undertaking
d)	<u>PCB assembly facility</u> :- The PCB facility should have auto- pick & place machine, in- circuit testor, Protection against static charge/ dust etc.; and process to ensure no corrosion of soldering points/ tracks. Incase service is taken from other vendors. Bidder shall arrange inspection of facility. The bidder should be taking the service from the vendor since last two years and so far have procured one million meter PCB from vendor.	Self Undertaking

B) Commercial Criteria:

Sl. No.	Criterion	Documents to be submitted by bidder along with Bid in support of Qualification Criteria
1)	The Bidder should have Average Annual Turnover of at least Rs. One Hundred (100) Crores during the last three (03) Financial Years related to energy meters business i.e. FY 2021-22, 2022-23 and 2023-24	Audited balance sheets / Duly certified CA certificate with UDIN.
2)	Bidder should have complete volume of type test reports as per IS 13779 (Including latest Amendments if any) and magnet test as per CBIP-88 from any NABL accredited lab. The type test report should not be older than 2 years as on the date of bid submission.	Copy of valid Certificate.
3)	The bidder must be a Company/ LLP registered in India under the Companies Act/ Partnership under Partnership Act at least since last 5 years from the date of bid submission.	Copy of valid Certificate.
4)	The Bidder shall submit an undertaking that "No Litigation" is pending with the BRPL or its group/associates companies as on the date of bid submission.	Self Undertaking
5)	An undertaking (self-certificate) that the bidder has not been blacklisted/debarred by any central/state government institution/Electricity utilities as on the date of bid submission	Self Undertaking
6)	The bidder must have valid PAN No., GST Registration Number, in addition to other statutory compliances. The bidder must submit the copy of registrations and submit an undertaking that the bidder shall comply all the statutory compliances as per the laws/rules etc. before the start of the supply/work.	Relevant Statutory Documents Copy/Undertaking

3.00 Bidding and Award Process

Bidders are requested to submit their questions regarding the RFQ or the bidding process after review of this RFQ. BSES RAJDHANI POWER LTD response to the questions raised by various bidders will be distributed to all participating bidders through website.

a. Time schedule of the bidding process

The bidders on this RFQ package should complete the following within the dates specified as under:

S. No.	Steps	Activity description	Due date
1	Technical Queries	<ul style="list-style-type: none"> ▪ All Queries related to RFQ 	On or before 28.06.2024
2	Technical Offer	<ul style="list-style-type: none"> • EMD of requisite amount • Non-refundable DD for Rs 1180/- in case tender documents downloaded from website • It include clause by clause commentary, GTP, Type test report from CPRI / ERDA/NABL Lab (Not more than 2 year old), BIS report, Quality assurance plan, Deviation from the technical specifications, component deviation, undertaking of software protocol ,List of Plant and machinery, Testing facilities available at works and drawings, catalogues, manual and spare parts list etc. mentioned in our technical specifications enclosed • Compliance of Qualification criterion (cl 2.0) and Documentary evidence in support of qualifying criterion as per format attached in Annexure V. • Acceptance of delivery, commercial terms and conditions. • Deviation from the General Conditions of the contract/commercial terms and conditions. • Original Tender documents duly stamped and signed on each page as token of acceptance • Unpriced Quoted Items 	28.06.2024, At 10:00 Hrs

S. No.	Steps	Activity description	Due date
3	Commercial Officer	<ul style="list-style-type: none"> Price for Single Phase meter with & without Box Break up regarding basic price and taxes as per format enclosed vide Annexure III Delivery commitment 	28.06.2024, At 10:00 Hrs
4	Samples (2 nos. of each type)	<ul style="list-style-type: none"> Submission of Sample with meter routine report as per bidder offer. Samples will be submitted at BRPL Laboratory Near substation no .15 , sector – 7 , Pushpa Vihar , Saket ,New Delhi – 110017 on or before the due date. Sample of optical cord to be submitted with meter – 2 nos. Optical cord to be demonstrated for mechanical fixing & downloading. 	28.06.2024, At 10:00 Hrs
5	Performance guarantee quality system report	<ul style="list-style-type: none"> As per RFQ 	Only for successful bidders.
6	Opening of technical bid	<ul style="list-style-type: none"> As per RFQ 	28.06.2024 , 12:00 Hrs

This is a two part bid process. Bidders are to submit the bids a) Technical Bid b) Financial Bid. Both these parts should be furnished in separate sealed covers superscribing specification no. validity etc, with particulars as **Part-I Technical Particulars & Commercial Terms & Conditions** and **Part-II "Financial bid"** and these sealed envelopes should again be placed in another sealed cover which shall be submitted before the due date & time specified.

Bidders are requested to submit the bid in one Original plus one copy in duplicate

The Part – I Eligibility and Technical Bid should not contain any cost information whatsoever. In case of Bids where the qualification requirements, technical suitability and other requirements are found to be inadequate, Part-II "Financial Bid" will be returned unopened.

b). Qualified bidders will be intimated after technical evaluation of all the bids is completed.

Part –II Financial Bid: This envelope will be opened after techno commercial evaluation and only of the qualified bidders. The date and time of same shall be intimated in due course to the qualified bidders. Prices strictly in the format enclosed in Annexure III indicating break up of basic prices, taxes, duties, freight etc.

Part –III: E- Bidding and Reverse Auction through SAP-SRM Module

Purchaser reserves the right to use the reverse auction through SAP-SRM tool as an integral part of the entire tendering process. All the bidders who are techno-commercial qualified on the basis of tender requirements shall participate in reverse auction.

Notwithstanding anything stated above, the Purchaser reserves the right to assess bidders capability to perform the contract, should the circumstances warrant such assessment in the overall interest of the purchaser. In this regard the decision of the purchaser is final.

4.00 Award Decision

Purchaser intends to award the business on a lowest bid basis, so suppliers are encouraged to bid competitively. The decision to place purchase order / letter of acceptance solely depends on purchaser on the cost competitiveness across multiple lots, quality, delivery and bidder's capacity, in addition to other factors that Purchaser may deem relevant.

The purchaser reserves all the rights to award the contract to one or more bidders so as to meet the delivery requirement or nullify the award decision without any reason.

BSES reserves the right to split the tender quantity amongst techno commercially qualified bidders on account of delivery requirement in tender, quantity under procurement etc.

Spilitting of tender quantity amongst more than one bidder shall be governed by below mentioned guidelines:

- **If the quantity is to be split among 2 bidders, it will be done in the ratio of 70:30 on L1 price.**
- **If the quantity is to be split among 3 bidders, it will be done in the ratio of 60:25:15 on L1 price.**

In the event of your bid being selected by purchaser (and / or its affiliates) and your subsequent DEFAULT on your bid; you will be required to pay purchaser (and / or its affiliates) an amount equal to the difference in your bid and the next lowest bid on the quantity declared in RFQ.

In case any supplier is found unsatisfactory during the delivery process, the award will be cancelled and BRPL reserves the right to award other suppliers who are found fit.

Qty Variation: The purchaser reserves the rights to vary the quantity by +/- 30% of the tender quantity.

Repeat Order: BRPL reserves the right to place repeat order at the same rates & terms and conditions as per this tender against additional requirement subject to mutual agreement between BRPL & supplier.

5.00 Market Integrity

We have a fair and competitive marketplace. The rules for bidders are outlined in the Terms & Conditions. Bidders must agree to these rules prior to participating. In addition to other remedies available, we reserves the right to exclude a bidder from participating in future markets due to the bidder's violation of any of the rules or obligations contained in the Terms & Condition. Bidders who violate the marketplace rules or engage in behavior that disrupts the fair execution of the marketplace restricts a bidder to length of time, depending upon the seriousness of the violation. Examples of violations include, but are not limited to:

- Failure to honor prices submitted to the marketplace.
- Breach of the terms of the published in Request For Quotation.

6.00 Supplier Confidentiality

All information contained in this RFQ is confidential and may not be disclosed, published or advertised in any manner without written authorization from BSES RAJDHANI POWER LTD. This includes all bidding information submitted .All RFQ documents remain the property of BSES RAJDHANI POWER LTD and all suppliers are required to return these documents to BSES RAJDHANI POWER LTD upon request.

Suppliers who do not honor these confidentiality provisions will be excluded from participating in future bidding events.

7.0 Contact Information

All communication as regards this RFQ shall be made (i) in English, (ii) in writing and (iii) sent by mail, facsimile to

	Technical	Commercial
Contact Name	Mr. Manish Jain Copy to Mr. Gopal Nariya	Mr. Sarveshwar Nautiyal Copy to Mr. Pankaj Goyal
Address	2 nd Floor , E-Block, BSES Bhawan Nehru Place , New Delhi -111019	1 st Floor , D-Block, BSES Bhawan Nehru Place , New Delhi -111019
Email Id	Manish.Jain@relianceada.com gopal.nariya@relianceada.com	Sarveshwar.Nautiyal@relianceada.com Pankaj.Goyal@relianceada.com,

Note: Those who are downloading tender notice from website. It is advisable to inform BRPL technical Deptt, so as they can be contacted in case of any amendment in tender.

SECTION – II

INSTRUCTION TO BIDDERS (ITB)

RATE CONTRACT FOR SUPPLY OF SINGLE PHASE METER WITH BOX

CMC/BR/24-25/RB/PR/SN/1195

A. GENERAL

1.0 BSES RAJDHANI POWER LTD hereinafter referred to as the Purchaser “are desirous of implementing the various Systems Improvement/Repair & Maintenance works at their respective licensed area in Delhi The Purchaser has now floated this tender for procurement Single Phase meter with & without Box as notified earlier in this bid Document.

2.0 SCOPE OF WORK

The scope shall include Design, Manufacture, Testing at works conforming to the Technical Specifications enclosed along with Packing, Forwarding, Freight and Unloading and proper stacking at Purchaser’s stores.

3.0 DISCLAIMER

3.01 This Document includes statements, which reflect various assumptions, which may or may not be correct. Each Bidder/Bidding Consortium should conduct its own estimation and analysis and should check the accuracy, reliability and completeness of the information in this Document and obtain independent advice from appropriate sources in their own interest.

3.02 Neither Purchaser nor its employees will have any liability whatsoever to any Bidder or any other person under the law or contract, the principles of restitution or unjust enrichment or otherwise for any loss, expense or damage whatsoever which may arise from or be incurred or suffered in connection with anything contained in this Document, any matter deemed to form part of this Document, provision of Services and any other information supplied by or on behalf of Purchaser or its employees, or otherwise a rising in any way from the selection process for the Supply.

3.03 Though adequate care has been taken while issuing the Bid document, the Bidder should satisfy itself that Documents are complete in all respects. Intimation of any discrepancy shall be given to this office immediately.

3.04 This Document and the information contained herein are Strictly Confidential and are for the use of only the person(s) to whom it is issued. It may not be copied or distributed by the recipient to third parties (other than in confidence to the recipient’s professional advisors).

4.0 COST OF BIDDING

The Bidder shall bear all cost associated with the preparation and submission of its Bid and Purchaser will in no case be responsible or liable for those costs. **Further the Purchaser has a right to get Sample Meter’s tested by any reputed independent lab like CPRI/ERDA/NABL at the cost of bidder.**

5.0 BIDDING DOCUMENTS

5.01 The Scope of Work, Bidding Procedures and Contract Terms are described in the Bidding Documents. In addition to the covering letter accompanying Bidding Documents, the Bidding Documents include:

Volume -I

- (a) Request for Quotation (RFQ) - Section - I
- (b) Instructions to Bidders (ITB) - Section – II
- (c) General Conditions of Contract - Section -III
- (d) Quantity and delivery requirement - Section –IV
- (e) Technical Specifications (TS) - Section –V

Volume - II

- (a) Acceptance form for Reverse Auction - Annexure –A
- (b) Bid Form - Annexure –I
- (c) Bid Format - Annexure -II
- (d) Price Schedule - Annexure –III
- (e) Commercial Terms & Conditions - Annexure -IV
- (f) No Deviation Sheet - Annexure –V
- (g) Qualification Criterion - Annexure –VI

5.02 The Bidder is expected to examine the Bidding Documents, including all Instructions, Forms, Term and Specifications. Failure to furnish all information required by the Bidding documents or submission of a Bid not substantially responsive to the Bidding Documents in every respect will may result in the rejection of the Bid.

6.00 **AMENDMENT OF BIDDING DOCUMENTS**

6.01 At any time prior to the deadline for submission of Bids, the Purchaser may for any reasons, whether at its own initiative or in response to a clarification requested by a prospective Bidder, modify the Bidding Documents by Amendment.

6.02 The Amendment shall be part of the Bidding Documents, pursuant to Clause 5.01, and it will be notified in writing by Fax/e-mail to all the Bidders who have received the Bidding Documents and confirmed their participation to Bid, and will be binding on them .

6.03 In order to afford prospective Bidders reasonable time in which to take the Amendment into account in preparing their Bids, the Purchaser may, at its discretion, extend the deadline for the submission of Bids.

C. **PREPARATION OF BIDS**

7.0 **LANGUAGE OF BID**

The Bid prepared by the Bidder, and all correspondence and documents relating to the Bid exchanged by the Bidder and the Purchaser, shall be written in the English Language. Any printed literature furnished by the Bidder may be written in another Language, provided that this literature is accompanied by an English translation, in which case, for purposes of interpretation of the Bid, the English translation shall govern.

8.0 **DOCUMENTS COMPRISING THE BID**

The Bid prepared and submitted by the Bidder shall comprise the following components:

- (a) Bid Form ,Price & other Schedules (STRICTLY AS PER FORMAT)and Technical Data Sheets completed in accordance with Clause 9.0, 10.0, 11.0 and Technical Specification ;
- (b) All the Bids must be accompanied with the required EMD as mentioned in the Section-I against each tender.
- (c) Tender documents duly signed and stamped on each page by authorized signatory.

9.0 **BID FORM**

9.01 The Bidder shall complete an 'Original' and another one 'Copy' of the Bid Form and the appropriate Price & Other Schedules and Technical Data Sheets.

9.02 **EMD**

Pursuant to Clause 8.0(b) above ,the bidder shall furnish, as part of its bid, a EMD amounting to 1% of the total bid value(FOR Destination) i.e **Rs 19,76,000 /**. The EMD is required to protect the Purchaser against the risk of Bidder's conduct which would warrant the security's forfeiture.

The EMD shall be denominated in the currency of the bid, and shall be in the following form:

- (a) A bank guarantee issued by any scheduled bank strictly as per the form at enclosed and shall be valid for a period of thirty (30) days beyond the validity of the bid
- (b) Bank Draft in favour of BSES RAJDHANI POWER LTD, payable at Delhi.

Unsuccessful bidders'EMD will be discharged or returned as promptly as possible as but not later than thirty (30) days after the expiration of the period of bid validity.

The successful bidder's EMD will be discharged upon furnishing the performance security. The EMD may be forfeited:

- (i) Withdraws its bid during the period of bid validity specified by the Bidder in the Bid Form ; or
- (b) In the case of a successful Bidder, if the Bidder fails:
 - (i) to sign the Contractor
 - (ii) to furnish the required performance security.

10.0 **BID PRICES**

- 10.01 Bidders shall quote for the entire Scope of Supply with a break-up of prices for individual items. The total Bid Price shall also cover all the Supplier's obligations mentioned in or reasonably to be inferred from the Bidding Documents in respect of Design, Supply, Transportation to site, all in accordance with the requirement of Bidding Documents The Bidder shall complete the appropriate Price Schedules included herein , stating the Unit Price for each item & total Price.
- 10.02 The prices offered shall be inclusive of all costs as well as Duties, Taxes and Levies paid or payable during execution of the supply work , breakup of price constituents, should be there.

Prices quoted by the Bidder shall be—Firm “and not subject to any price adjustment during the performance of the Contract. A Bid submitted with an adjustable price quotation will be treated as non - responsive and rejected.

11.0 **BID CURRENCIES**

Prices shall be quoted in **Indian Rupees (RS) Only.**

12.0 **PERIOD OF VALIDITY OF BIDS**

- 12.01 Bids shall remain valid for **120 days** post bid date.
- 12.02 Notwithstanding Clause 12.01 above, the Purchaser may solicit the Bidder's consent to an extension of the Period of Bid Validity. The request and the responses thereto shall be made in writing by Fax/e-mail.

13.0 **ALTERNATIVE BIDS**

Bidders shall submit Bids, which comply with the Bidding Documents. Alternative Bids will not be considered. The attention of Bidders is drawn to the provisions of Clause 22.03 & 22.04 regarding the rejection of Bids, which are not substantially responsive to the requirements of the Bidding Documents.

14.0 **FORMAT AND SIGNING OF BID**

- 14.01 The original Bid Form and accompanying documents (as specified in Clause 9.0), clearly marked "Original Bid", plus one duplicate copy must be received by the Purchaser at the date, time and place specified pursuant to Clauses 15.0 and 16.0. In the event of any discrepancy between the original and the copies, the original shall govern.
- 14.02 The original and copy of the Bid shall be typed or written in indelible ink and shall be signed by the Bidder or a person or persons duly authorized to sign on behalf of the Bidder. Such authorization shall be indicated by written Power-of-Attorney accompanying the Bid.
- 14.03 The Bid shall contain no interlineations, erasures or overwriting except as necessary to correct errors made by the Bidder, in which case such corrections shall be initialed by the person or persons signing the Bid.

D. SUBMISSION OF BIDS**15.0 SEALING AND MARKING OF BIDS**

- 15.01 Bid submission: One original & one duplicate Copy (hard copies) of all the Bid Documents shall be sealed and submitted to the Purchaser before the closing time for submission of the bid.
- 15.02 The Technical Documents and the EMD shall be enclosed in a sealed envelope and the said envelope shall be superscribed with —**Technical & EMD**“. The Financial bid shall be inside another sealed envelope with superscription — **Financial Bid** “.Both these envelopes shall be sealed inside another big envelope. All the envelopes should bear the Name and Address of the Bidder and marking for the Original and Copy. The envelopes should be superscribed with —“**Tender Notice No, Due date of submission, Tender opening date.**
- 15.03 The Bidder has the option of sending the Bids in person. Bids submitted by Telex/Telegram /Fax will not be accepted. No request from any Bidder to the Purchaser to collect the proposals from Airlines/Cargo Agents etc shall be entertained by the Purchaser.
- 15.04 The Bidder, along with the bid documents has to submit two samples along with detailed GTP & Drawings. The sample should clearly indicate (i) Name of the bidder (ii)TenderNo.,(iii) Group & Item Sr.N o.etc. Samples will be submitted at BRPL Laboratory Near substation no .15 , sector – 7 , Pushpa Vihar , Saket ,New Delhi – 110017 on or before the due date of tender submission. Bidders are required to submit the receipt of sample submission along with the technical bid. The samples shall not be returned back to the bidder. Sample submission is not applicable for existing vendor and for vendor who has supplied meter in the past 6 months(unless supplier wants to it)

16.0 DEADLINE FOR SUBMISSION OF BIDS

- 16.01 The original Bid, together with the required copies, must be received by the Purchaser at the address specified at **10:00 Hrs on 28.06.2024**
- 16.02 The Purchaser may, at its discretion, extend the deadline for the submission of Bids by amending the Bidding Documents in accordance with Clause9.0,in which case all rights and obligations of the Purchaser and Bidders previously subject to the deadline will thereafter be subject to the deadline as extended.

17.0 ONE BID PER BIDDER

Each Bidder shall submit only one Bid either by itself, or as a partner in a Joint Venture. A Bidder who submits or participates in more than one Bid will cause all those Bids to be rejected.

18.0 LATE BIDS

Any Bid received by the Purchaser after the deadline for submission of Bids prescribed by the Purchaser, pursuant to Clause 16.0, will be declared "Late" and rejected and returned unopened to the Bidder.

19.0 MODIFICATIONS AND WITHDRAWAL OF BIDS

- 19.01 The Bidder is not allowed to modify or withdraw its Bid after the Bid's submission.

E. EVALUATION OF BID**20.0 PROCESS TO BE CONFIDENTIAL**

Information relating to the examination, clarification, evaluation and comparison of Bids and recommendations for the award of a contract shall not be disclosed to Bidders or any other persons not officially concerned with such process. Any effort by a Bidder to influence the Purchaser's processing of Bids or award decisions may result in the rejection of the Bidder's Bid.

21.0 CLARIFICATION OF BIDS

To assist in the examination, evaluation and comparison of Bids, the Purchaser may, at its discretion, ask the bidder for a clarification of its Bid. All responses to requests for clarification shall be in writing and no change in the price or substance of the Bid shall be sought, offered or permitted.

22.0 **PRELIMINARY EXAMINATION OF BIDS / RESPONSIVENESS**

- 22.01 Purchaser will examine the Bids to determine whether they are complete, whether any computational errors have been made, whether required sureties have been furnished, whether the documents have been properly signed, and whether the Bids are generally in order.
- 22.02 Arithmetical errors will be rectified on the following basis. If there is a discrepancy between the unit price and the total price per item that is obtained by multiplying the unit price and quantity, the unit price shall prevail and the total price per item will be corrected. If there is a discrepancy between the Total Amount and the sum of the total price per item, the sum of the total price per item shall prevail and the Total Amount will be corrected.
- 22.03 Prior to the detailed evaluation, Purchaser will determine the substantial responsiveness of each Bid to the Bidding Documents including production capability and acceptable quality of the Goods offered. A substantially responsive Bid is one, which conforms to all the terms and conditions of the Bidding Documents without material deviation.
- 22.04 Bid determined as not substantially responsive will be rejected by the Purchaser and/or the Purchaser and may not subsequently be made responsive by the Bidder by correction of the non-conformity.

23.0 **EVALUATION AND COMPARISON OF BIDS**

- 23.01 The evaluation of Bids shall be done based on the delivered cost competitiveness basis.
- 23.02 The evaluation of the Bids shall be a stage-wise procedure. The following stages are identified for evaluation purposes: In the first stage, the Bids would be subjected to a responsiveness check. The Technical Proposals and the Conditional ties of the Bidders would be evaluated.

Subsequently, the Financial Proposals along with Supplementary Financial Proposals, if any, of Bidders with Techno-commercially Acceptable Bids shall be considered for final evaluation.

- 23.03 The Purchaser's evaluation of a Bid will take into account, in addition to the Bid price, the following factors, in the manner and to the extent indicated in this Clause:

(a) Supply Schedule

(b) Deviations from Bidding Documents

Bidders shall base their Bid price on the terms and conditions specified in the Bidding Documents. The cost of all quantifiable deviations and omissions from the specification, terms and conditions specified in Bidding Documents shall be evaluated. The Purchaser will make its own assessment of the cost of any deviation for the purpose of ensuring fair comparison of Bids.

- 23.04 Any adjustments in price, which result from the above procedures, shall be added for the purposes of comparative evaluation only to arrive at an "Evaluated Bid Price". Bid Prices quoted by Bidders shall remain unaltered.

F. **AWARD OF CONTRACT**

24.0 **CONTACTING THE PURCHASER**

- 24.01 From the time of Bid submission to the time of contract award, if any Bidder wishes to contact the Purchaser on any matter related to the Bid, it should do so in writing.
- 24.02 Any effort by a Bidder to influence the Purchaser and/or in the Purchaser's decisions in respect of Bid evaluation, Bid comparison or Contract Award, will result in the rejection of the Bidder's Bid.

25.0 THE PURCHASER 'S RIGHT TO ACCEPT ANY BID AND TO REJECT ANY OR A LL BIDS

The Purchaser reserves the right to accept or reject any Bid and to annul the Bidding process and reject all Bids at any time prior to award of Contract, without thereby incurring any liability to the affected Bidder or Bidders or any obligation to inform the affected Bidder or Bidders of the grounds for the Purchaser's action.

26.0 AWARD OF CONTRACT

The Purchaser will award the Contract to the successful Bidder whose Bid has been Determined to be the lowest-evaluated responsive Bid, provided further that the Bidder has been determined to be qualified to satisfactorily perform the Contract. Purchaser reserves the right to award order other bidders in the tender, provided it is required for progress of project & provided he agrees to come to the lowest rate.

27.0 THE PURCHASER 'S RIGHT TO VARY QUANTITIES

The Purchaser reserves the right to vary the quantity i.e. increase or decrease the numbers/quantities without any change in terms and conditions during the execution of the Order.

28.0 LETTER OF INTENT/ NOTIFICATION OF AWARD

The letter of intent/ Notification of Award shall be issued to the successful Bidder whose bids have been considered responsive, techno-commercially acceptable and evaluated to be the lowest (L1). The successful Bidder shall be required to furnish a letter of acceptance within 7 days of issue of the letter of intent /Notification of Award by Purchaser.

29.0 PERFORMANCE BANK GUARANTEE

The successful Bidder shall furnish the Performance Bank Guarantee for an amount of 5% (Five percent) of the Contract Price in accordance with the format provided. The Performance Bond shall be valid for a period of Sixty months (60) from the date of the commissioning or Sixty six months (66) from the last date of receipt of material (last consignment) at site/stores whichever is earlier plus 3 months towards claim period. Upon submission of the performance security, the EMD shall be released.

30.0 CORRUPT OR FRADULENT PRACTICES

30.01 The Purchaser requires that the Bidders observe the highest standard of ethics during the procurement and execution of the Project. In pursuance of this policy, the Purchaser:

(a) Defines, for the purposes of this provision, the terms set forth below as follows:

- (i) "Corrupt practice" means behavior on the part of officials in the public or private sectors by which they improperly and unlawfully enrich themselves and/or those close to them ,or induce others to do so, by misusing the position in which they are placed, and it includes the offering, giving, receiving, or soliciting of anything of value to influence the action of any such official in the procurement process or in contract execution; and
- (ii) "Fraudulent practice" means a misrepresentation of facts in order to influence a procurement process or the execution of a contract to the detriment of the Purchaser, and includes collusive practice among Bidders(prior to or after Bid submission) designed to establish Bid prices at artificial non -competitive levels and to deprive the Purchaser of the benefits of free and open competition .

(b) Will reject a proposal forward if it determines that the Bidder recommended for award has engaged in corrupt or fraudulent practices in competing for the contract in question;

(c) Will declare a firm ineligible, either indefinitely or for a stated period of time, to be awarded a contract if it at any time determines that the firm has engaged in corrupt or fraudulent practices in competing for, or in executing, a contract.

30.02 Furthermore, Bidders shall be aware of the provision stated in the General Conditions of Contract.

SECTION- III

GENERAL CONDITIONS OF CONTRACT (GCC)

RATE CONTRACT FOR SUPPLY OF SINGLE PHASE METER WITH BOX

CMC/BR/24-25/RB/PR/SN/1195

GENERAL TERMS AND CONDITION**1.0 General Instructions**

- 1.01** All the Bids shall be prepared and submitted in accordance with these instructions.
- 1.02** Bidder shall bear all costs associated with the preparation and delivery of its Bid, and the Purchaser will in no case shall be responsible or liable for these costs.
- 1.03** The Bid should be submitted by the Bidder in whose name the bid document has been issued and under no circumstances it shall be transferred/sold to the other party.
- 1.04** The Purchaser reserves the right to request for any additional information and also reserves the right to reject the proposal of any Bidder, if in the opinion of the Purchaser, the data in support of RFQ requirement is incomplete.
- 1.05** The Bidder is expected to examine all instructions, forms, terms & conditions and specifications in the Bid Documents. Failure to furnish all information required in the Bid Documents or submission of a Bid not substantially responsive to the Bid Documents in every respect may result in rejection of the Bid. However, the Purchaser's decision in regard to the responsiveness and rejection of bids shall be final and binding without any obligation, financial or otherwise, on the Purchaser.

2.0 Definition Of Terms

- 2.01** "Purchaser" shall mean BSES RAJDHANI POWER LTD Limited, on whose behalf this bid enquiry is issued by its authorized representative / officers.
- 2.02** "Bidder" shall mean the firm who quotes against this bid enquiry issued by the Purchaser. "Supplier" or "Supplier" shall mean the successful Bidder and/or Bidders whose bid has been accepted by the Purchaser and on whom the "Letter of Acceptance" is placed by the Purchaser and shall include his heirs, legal representatives, successors and permitted assigns wherever the context so admits.
- 2.03** "Supply" and "shall mean the Scope of Contract as described.
- 2.04** "Specification" shall mean collectively all the terms and stipulations contained in those portions of this bid document known as RFQ, Commercial Terms & Condition, Instructions to Bidders, Technical Specifications and the Amendments, Revisions, Deletions or Additions, as may be made by the Purchaser from time to time.
- 2.05** "Letter of Acceptance" shall mean the official notice issued by the Purchaser notifying the Supplier that his proposal has been accepted and it shall include amendments thereto, if any, issued by the Purchaser. The "Letter of Acceptance" issued by the Purchaser shall be binding on the "Supplier" The date of Letter of Acceptance shall be taken as the effective date of the commencement of contract.
- 2.06** "Month" shall mean the calendar month and "Day" shall mean the calendar day.
- 2.07** "Codes and Standards" shall mean all the applicable codes and standards as indicated in the Specification.
- 2.08** "Offer Sheet" shall mean Bidder's firm offer submitted to BSES RAJDHANI POWER LTD in accordance with the specification.
- 2.09** "Contract" shall mean the "Letter of Acceptance" issued by the Purchaser.
- 2.10** "Contract Price" shall mean the price referred to in the "Letter of Acceptance".
- 2.11** "Contract Period" shall mean the period during which the "Contract" shall be executed as agreed between the Supplier and the Purchaser in the Contract inclusive of extended contract period for reason beyond the control of the Supplier and/or Purchaser due to force majeure.
- 2.12** "Acceptance" shall mean and deemed to include one or more of the following as will be stipulated in the specification:
- a) The written acceptance of material by the inspector at suppliers works to ship the materials.
 - b) Acceptance of material at Purchaser site stores after its receipt and due inspection/ testing and release of material acceptance voucher.

- c) Where the scope of the contract includes supply, acceptance shall mean issue of necessary equipment / material takeover receipt after installation & commissioning and final acceptance.

3.0 Contract Documents & Priority

- 3.01** Contract Documents: The terms and conditions of the contract shall consist solely of these RFQ conditions and the offer sheet.
- 3.02** Priority: Should there be any discrepancy between any term hereof and any term of the Offer Sheet, the terms of these RFQ shall prevail.

4.0 Scope Of Supply -General

- 4.01** The "Scope of Supply" shall be on the basis of Bidder's responsibility, completely covering the obligations, responsibility and supplies provided in this Bid enquiry whether implicit or explicit.
- 4.02** Bidder shall have to quote for the Bill of quantities as listed in Section – IV of this RFQ.
- 4.03** Quantity variation and additional requirement if any shall be communicated to successful bidder during project execution.
- 4.04** All relevant drawings, data and instruction manuals.

5.0 Quality Assurance and Inspection

- 5.01** Immediately on award of contract, the bidder shall prepare detailed quality assurance plan / test procedure identifying the various stages of manufacture, quality checks performed at each stage, raw material inspection and the Customer hold points. The document shall also furnish details of method of checking, inspection and acceptance standards / values and get the approval of Purchaser before proceeding with manufacturing. However, Purchaser shall have right to review the inspection reports, quality checks and results of suppliers in house inspection department which are not Customer hold points and the supplier shall comply with the remarks made by purchaser or his representative on such reviews with regards to further testing, rectification or rejection, etc.
- 5.02** Witness and Hold points are critical steps in manufacturing, inspection and testing where the supplier is obliged to notify the Purchaser in advance so that it may be witnessed by the Purchaser. Final inspection is a mandatory hold point. The supplier to proceed with the work past a hold point only after clearance by purchaser or a witness waiver letter from **BSES RAJDHANI POWER LTD.**
- 5.03** The performance of waiver of QA activity by Purchaser at any stage of manufacturing does not relieve the supplier of any obligation to perform in accordance with and meet all the requirements of the procurement documents and also all the codes & reference documents

Mentioned in the procurement document nor shall it preclude subsequent rejection by the purchaser.

- 5.04** On completion of manufacturing the items can be dispatched only after issue of shipping release by the Purchaser.
- 5.05** All testing and inspection shall be done without any extra cost.
- 5.06** Purchaser reserve the right to send any material out of the supply to any recognized laboratory for testing and the cost of testing shall be borne by the Purchaser. In case the material is found not in order with the technical requirement / specification, the charges along with any other penalty which may be levied is to be borne by the bidder. To avoid any complaint the supplier is advised to send his representative to the stores to see that the material sent for testing is being sealed in the presence of bidders representative.
- 5.07** Bidder has to sign quality agreement before supply of the material.

6.0 Packing, Packing List & Marking

6.01 Packing: Supplier shall pack or shall cause to be packed all Commodities in boxes and containers and otherwise in such a manner as shall be reasonably suitable for shipment by road or rail to BSES RAJDHANI POWER LTD without undue risk of damage in transit.

6.02 Packing List: The contents of each package shall be itemized on a detailed list showing the exact weight and the extreme outside dimensions (length, width and height) of each container or box. One copy of the packing list shall be enclosed in each package delivered. There shall also be enclosed in one package a master packing list identifying each individual package, which is part of the shipment. On any packaging where it is not feasible to place the packing list inside the container, all pertinent information shall be stenciled on the outside and will thus constitute a packing list.

7.01 Prices basis for supply of materials

Bidder to quote their prices on Landed Cost Basis.

For Supply to BSES RAJDHANI POWER LTD Delhi the price shall be inclusive of packing, forwarding, Freight & Goods & Service Tax (GST).

The above supply prices shall also **include unloading** at site stores.

Transit and storage insurance will be arranged by BSES RAJDHANI POWER LTD, however bidder to furnish required details in advance for arranging the same by BSES RAJDHANI POWER LTD.

8.0 Variation in taxes, duties & levies:

8.01 The total order value shall be adjusted on account of any variations in Statutory Levies imposed by Competent Authorities by way of fresh notification(s) within the stipulated delivery period only. However, in case of reduction in taxes, duties and levies, the benefits of the same shall be passed on to BUYER.

8.02 No other Taxes, Duties & Levies other than those specified above will be payable by BUYER except in case of new Levies, Taxes & Duties imposed by the Competent Authorities by way of fresh notification(s) subsequent to the issue of PURCHASE ORDER but within the stipulated delivery period.

8.03 Notwithstanding what is stated above, changes in Taxes, Duties & Levies shall apply only to that portion of PURCHASE ORDER not executed on the date of notification by Competent Authority. Further, changes in taxes, Duties & Levies after due date of Delivery shall not affect PURCHASE ORDER Terms and value.

8.04 PURCHASE ORDER value shall not be subject to any variation on account of variation in Exchange rate(s).

9.0 Taxes & Duties on raw materials & bought out components:

9.01 Taxes & Duties on raw materials & bought out components are included in Order Value and are not subject to any escalation or variation for any reason whatsoever.

9.02 Taxes & Duties on raw materials & bought out components procured indigenously are included in Order Value and are not subject to any escalation or variation for any reason whatsoever.

10.0 Terms of payment and billing

10.01 For Supply of Equipments:

- 100% payment shall be made within 45 days from the date of receipt of material at store/ site against submission of 5 % performance bank guarantee. (Refer 12.01)

10.02 Bidder to submit the following documents against dispatch of each consignment:

- i. Consignee copy of LR
- ii. Supplier detailed invoice showing commodity description, quantity, unit price, total price and basis of delivery.
- iii. Original certificate issued by BSES RAJDHANI POWER LTD confirming receipt of material at site and acceptance of the same.
- iv. Dispatch clearance / inspection report in original issued by the inspection authority
- v. Packing List.
- vi. Test Reports
- vii. Guarantee Certificate.

11.0 Price Validity

11.01 All bids submitted shall remain valid, firm and subject to unconditional acceptance by BSES RAJDHANI POWER LTD Delhi for 120 days post bid-date. For awarded suppliers, the prices shall remain valid and firm till contract completion.

12.0 Performance Guarantee

12.01 Supplier shall establish a performance bond in favor of BSES RAJDHANI POWER LTD in an amount not less than Five percent (5%) of the total price of the Contract (the "Performance Bond"). The Performance Bond shall be valid for a period of Sixty months (60) from the date of the commissioning or Sixty six months (66) from the last date of receipt of material (last consignment) at site/stores whichever is earlier plus 3 months towards claim period. It shall be in accordance with one of the following terms:

- (a) Depositing pay order /demand draft of the relevant amount directly with BSES RAJDHANI POWER LTD at the address listed above or as otherwise specified by BSES RAJDHANI POWER LTD, either of which shall constitute the Performance Bond hereunder; or
- (b) Bank guarantee from any nationalized bank in favour of BSES RAJDHANI POWER LTD. The performance Bank guarantee shall be in the format as specified by BSES RAJDHANI POWER LTD.

13.0 Forfeiture

13.01 Each Performance Bond established under Clause 10.0 shall contain a statement that it shall be automatically and unconditionally forfeited without recourse and payable against the presentation by BSES RAJDHANI POWER LTD of this Performance Bond to the ICICI Bank at Mumbai, or to the relevant company/ correspondent bank referred to above, as the case may be, together with a simple statement that supplier has failed to comply with any term or condition set forth in the Contract.

13.02 Each Performance Bond established under will be automatically and unconditionally forfeited without recourse if BSES RAJDHANI POWER LTD in its sole discretion determines that supplier has failed to comply with any term or condition set forth in the contract.

14.0 Release

All Performance Bonds will be released without interest within seven (7) days from the last date up to which the Performance Bond has to be kept valid (as defined in Clause 10.0) except for the case set forth in Clause 21.0.

15.0 Guarantee Period

15.01 The bidder to Guarantee the Meter with Box supplied against any defect of failure, which arise due to faulty materials, workmanship or design for the entire defects liability period. The Defect liability period shall be 60 months from the date of commissioning or 66 months from the last date of delivery whichever is earlier. If during the Guarantee period any materials / items are found to be defective, these shall be replaced with New Meter with Box free of cost by the bidder at his own cost within 30 days from the date of receipt of intimation.

The analysis of defective meter within Guarantee period shall be provided by meter OEM's to BRPL. OEM shall ensure to establish a system where he will visit BRPL premises, in every 15 days or on accumulation of 250 defective meter (whichever comes first) and provide the detailed analysis report of faulty meters .

16.0 Return, Replacement or Substitution.

BSES RAJDHANI POWER LTD shall give Supplier notice of any defective Commodity promptly after becoming aware thereof. BSES RAJDHANI POWER LTD may in its discretion elect to return defective Commodities to Supplier for replacement, free of charge to BSES RAJDHANI POWER LTD, or may reject such Commodities and purchase the same or similar Commodities from any third party. In the latter case BSES RAJDHANI POWER LTD shall furnish proof to Supplier of the cost of such substitute purchase. In either case, all costs of any replacement, substitution, shipping, labour and other related expenses incurred in connection with the return and replacement or for the substitute purchase of a Commodity hereunder should be for the account of Supplier. BSES RAJDHANI POWER LTD may set off such costs against any amounts payable by BSES RAJDHANI POWER LTD to Supplier. Supplier shall reimburse BSES RAJDHANI POWER LTD for the amount, if any, by which the price of a substitute Commodity exceeds the price for such Commodity as quoted in the Bid.

17.0 Effective Date of Commencement of Contract:

17.01 The date of the issue of the Letter of Acceptance shall be treated as the effective date of the commencement of Contract.

18.0 Time – The Essence Of Contract

18.01 The time and the date of completion of the "Supply" as stipulated in the Letter Of Acceptance / Purchase order issued to the Supplier shall be deemed to be the essence of the "Contract". The Supply has to be completed not later than the aforesaid Schedule and date of completion of supply .

19.0 The Laws and Jurisdiction of Contract:

19.01 The laws applicable to this Contract shall be the Laws in force in India.

19.02 All disputes arising in connection with the present Contract shall be settled amicably by mutual consultation failing which shall be finally settled as per the rules of Arbitration and Conciliation Act, 1996 at the discretion of Purchaser. The venue of arbitration shall be at Mumbai in India

20.0 Events of Default

20.01 Events of Default. Each of the following events or occurrences shall constitute an event of default ("Event of Default") under the Contract:

- (a) Supplier fails or refuses to pay any amounts due under the Contract;
- (b) Supplier fails or refuses to deliver Commodities conforming to this RFQ/ specifications, or fails to deliver Commodities within the period specified in P.O. or any extension thereof
- (c) Supplier becomes insolvent or unable to pay its debts when due, or commits any act of bankruptcy, such as filing any petition in any bankruptcy, winding-up or reorganization proceeding, or acknowledges in writing its insolvency or inability to pay its debts; or the Supplier's creditors file any petition relating to bankruptcy of Supplier;
- (d) Supplier otherwise fails or refuses to perform or observe any term or condition of the Contract and such failure is not remediable or, if remediable, continues for a period of 30 days after receipt by the Supplier of notice of such failure from BSES RAJDHANI POWER LTD

21.0 Consequences of Default.

- (a) If an Event of Default shall occur and be continuing, BSES RAJDHANI POWER LTD may forthwith terminate the Contract by written notice.
- (b) In the event of an Event of Default, BSES RAJDHANI POWER LTD may, without prejudice to any other right granted to it by law, or the Contract, take any or all of the following actions;
 - (i) present for payment to the relevant bank the Performance Bond;
 - (ii) purchase the same or similar Commodities from any third party; and/or recover any losses and/or additional expenses BSES RAJDHANI POWER LTD may incur as a result of Supplier's default.

22.0 Penalty for Delay

22.01 If supply of items / equipments is delayed beyond the supply schedule as stipulated in purchase order then the Supplier shall be liable to pay to the Purchaser as penalty for delay, a sum of 1% (one percent) of the Basic price for every week delay or part thereof for individual mile stone deliveries.

22.02 The total amount of penalty for delay under the contract will be subject to a maximum of ten percent (10%) of the total basic price of pending quantity.

22.03 The Purchaser may, without prejudice to any method of recovery, deduct the amount for such damages from any amount due or which may become due to the Supplier or from the Performance Bond or file a claim against the supplier.

23.0 **Force Majeure**

23.01 General

An "Event of Force Majeure" shall mean any event or circumstance not within the reasonable control directly or indirectly, of the Party affected, but only if and to the extent that:

- (i) Such event or circumstance materially and adversely affects the ability of the affected Party to perform its obligations under this Contract, and the affected Party has taken all reasonable precautions, due care and reasonable alternative measures in order to prevent or avoid the effect of such event on the affected party's ability to perform its obligations under this Contract and to mitigate the consequences thereof.
- (ii) For the avoidance of doubt, if such event or circumstance would not have materially and adversely affected the performance of the affected party had such affected party followed good industry practice, such event or circumstance shall not constitute force majeure.
- (iii) Such event is not the direct or indirect result of the failure of such Party to perform any of its obligations under this Contract.
- (iv) Such Party has given the other Party prompt notice describing such events, the effect thereof and the actions being taken in order to comply with above clause.

23.02 Specific Events of Force Majeure subject to the provisions of above clause, Events of Force Majeure shall include only the following to the extent that they or their consequences satisfy the above requirements :

- (i) The following events and circumstances:
 - a) Effect of any natural element or other acts of God, including but not limited to storm, flood, earthquake, lightning, cyclone, landslides or other natural disasters.
 - b) Explosions or fires
- (ii) War declared by the Government of India, provided that the ports at Mumbai are declared as a war zone.
- (iii) Dangers of navigation, perils of the sea.

23.03 Notice of Events of Force Majeure If a force majeure event prevents a party from performing any obligations under the Contract in part or in full, that party shall:

- i) Immediately notify the other party in writing of the force majeure events within 7(seven) working days of the occurrence of the force majeure event
- ii) Be entitled to suspend performance of the obligation under the Contract which is affected by force majeure event for the duration of the force majeure event.
- iii) Use all reasonable efforts to resume full performance of the obligation as soon as practicable
- iv) Keep the other party informed of all such efforts to resume full performance of the obligation on a regular basis.
- v) Provide prompt notice of the resumption of full performance or obligation to the other party.

23.04 Mitigation of Events of Force Majeure Each Party shall:

- (i) Make all reasonable efforts to prevent and reduce to a minimum and mitigate the effect of any delay occasioned by an Event of Force Majeure including recourse to alternate methods of satisfying its obligations under the Contract;
- (ii) Use its best efforts to ensure resumption of normal performance after the termination of any Event of Force Majeure and shall perform its obligations to the maximum extent practicable as agreed between the Parties; and
- (iii) Keep the other Party informed at regular intervals of the circumstances concerning the event of Force Majeure, with best estimates as to its likely continuation and what measures or contingency planning it is taking to mitigate and or terminate the Event of Force Majeure.

23.05 Burden of Proof In the event that the Parties are unable in good faith to agree that a Force Majeure event has occurred to an affected party, the parties shall resolve their dispute in accordance with the provisions of this Agreement. The burden of proof as to whether or not a force majeure event has occurred shall be upon the party claiming that the force majeure event has occurred and that it is the affected party.

23.06 Termination for Certain Events of Force Majeure. If any obligation of any Party under the Contract is or is reasonably expected to be delayed or prevented by a Force Majeure event for a continuous period of more than 3 months, the Parties shall promptly discuss in good faith how to proceed with a view to reaching a solution on mutually agreed basis. If a solution on mutually agreed basis cannot be arrived at within a period of 30 days after the expiry of the period of three months, the Contract shall be terminated after the said period of 30 days and neither Party shall be liable to the other for any consequences arising on account of such termination.

23.07 Limitation of Force Majeure event. The Supplier shall not be relieved of any obligation under the Contract solely because cost of performance is increased, whether as a consequence of adverse economic consequences or otherwise.

23.08 Extension of Contract Period due to Force Majeure event The Contract period may be extended by mutual agreement of Parties by way of an adjustment on account of any period during which an obligation of either Party is suspended due to a Force Majeure event.

23.09 Effect of Events of Force Majeure. Except as otherwise provided herein or may further be agreed between the Parties, either Party shall be excused from performance and neither Party shall be construed to be in default in respect of any obligations hereunder, for so long as failure to perform such obligations shall be due to and event of Force Majeure."

24.0 **Transfer And Sub-Letting**

24.01 The Supplier shall not sublet, transfer, assign or otherwise part with the Contract or any part thereof, either directly or indirectly, without prior written permission of the Purchaser.

25.0 **Recoveries**

25.01 When ever under this contract any money is recoverable from and payable by the bidder, the purchaser shall be entitled to recover such sum by appropriating in part or in whole by detecting any sum due to which any time thereafter may become due from the supplier in this or any other contract. Should the sum be not sufficient to cover the full amount recoverable the bidder shall pay to the purchaser on demand the remaining balance.

26.0 **Waiver**

26.01 Failure to enforce any condition herein contained shall not operate as a waiver of the condition itself or any subsequent breach thereof.

27.0 **Indemnification**

27.01 Notwithstanding contrary to anything contained in this RFQ, Supplier shall at his costs and risks make good any loss or damage to the property of the Purchaser and/or the other Supplier engaged by the Purchaser and/or the employees of the Purchaser and/or employees of the other Supplier engaged by the Purchaser whatsoever arising out of the negligence of the Supplier while performing the obligations under this contract.

SECTION – IV:

QUANTITY AND DELIVERY REQUIREMENT

Sl. No.	Item Description	Specification	Requirement		Location
			Total Qty.	Delivery Schedule	
BSES RAJDHANI POWER LIMITED					
1	SINGLE PHASE METER WITH BOX	SECTION V	2,00,000 NOS.	As per BSES Requirement (Total Requirement 40K-45K per month)	Stores BSES RAJDHANI POWER LTD Delhi

SECTION – V:

Technical Specification for Single Phase WC Meter (TS)

RATE CONTRACT FOR SUPPLY OF 1 PHASE METER WITH BOX

CMC/BR/24-25/RB/PR/SN/1195

Detailed Meter Specification


Volume - II

FORMATS

Tender Notification for

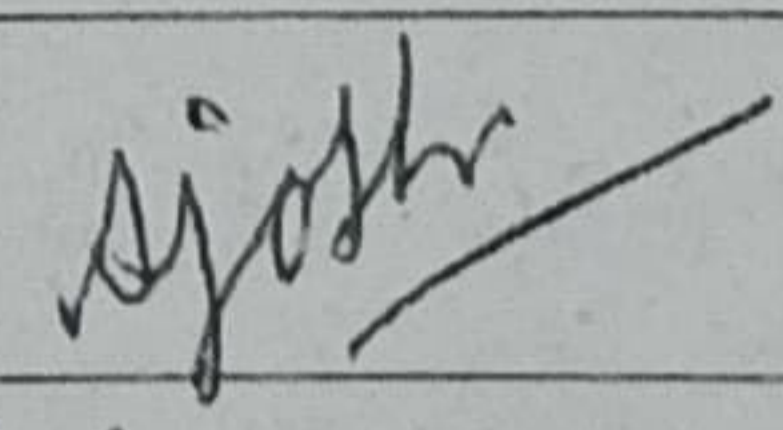



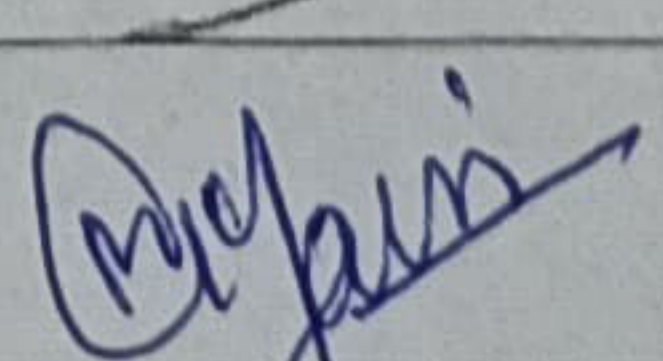
RATE CONTRACT FOR SUPPLY OF 1 PHASE METER WITH BOX

CMC/BR/24-25/RB/PR/SN/1195



Specification for Single Phase Meter

Specification no: BSES-TS-32-SPWM-R1

Rev		R1
Date		16 April 2024
Prepared By	Ashish Joshi	
Reviewed BY	Puneet Duggal	
	Vikas Srivastava	
Approved BY	Gaurav Sharma	
	Manish Jain	

Index

Record of Revision	3
1.0 Scope of Supply	4
2.0 Codes & standards	4
3.0 System Data	5
4.0 Electrical and Accuracy Requirement.....	5
5.0 Construction	7
6.0 Functional Requirement	10
7.0 Event and Tamper Monitoring	14
8.0 Meter Display.....	16
9.0 Software and Communication.....	17
10.0 Name Plate.....	18
11.0 Component Specification.....	19
12.0 Additional features	20
13.0 Quality Assurance, Inspection and Testing	20
14.0 Packing, Marking, Shipping, Handling and Storage.....	23
15.0 Deviations.....	23
16.0 Document Submission:.....	24
17.0 Delivery	25
Annexure - A- Guaranteed Technical Particulars (Data By Supplier).....	25
Annexure - B- Recommended Accessories / Spares (Data By Supplier)	26
Annexure - C- Pin out detail of RJ11 Port	27
Annexure - D - Specification of Meter Box	29

Technical Specification For Single Phase Two Wire Static Energy Meter**1.0 Scope of Supply**

This specification covers the following for single phase 2 wire 10-60 Amps Static Watt hour and VA hour meters of accuracy class 1.0.

- A. Design, manufacture, testing at manufacturer works before dispatch, packing, delivery and submission of all documentation.
- B. Any accessories / hardware required for installation and operation for the meter.
- C. Software (BCS and Hand Held Unit).

2.0 Codes & standards

Materials, equipment and methods used in the manufacturing of above mentioned equipment shall conform to the latest edition of following

S No.	Standard Number	Title
2.1	Indian Electricity Act	IE Act 2003
2.2	CEA Metering Regulations	With latest amendments
2.3	CBIP Manual (Pub no.-325)	Standardization of AC Static Electrical Energy Meters
2.4	IS- 11448	Application guide for AC Electricity meters
2.5	IS- 13779	AC Static Watt-hour Meters, Class 1 and 2 – Specification
2.6	IS- 15707	Testing, evaluation, installation and maintenance of ac electricity meters - Code of practice.
2.7	IEC 62056-21	Electricity metering - Data exchange for meter reading, tariff and load control - Part 21: Direct local data exchange
2.8	IEC 62058-11	Electricity metering equipment (AC) - Acceptance inspection - Part 11: General acceptance inspection methods
2.9	IEC 62058-31	Electricity metering equipment (AC) - Acceptance inspection - Part 31: Particular requirements for static meters for active energy (classes 0,2 S, 0,5 S, 1 and 2)
2.10	IEC 60736	Testing Equipment for electrical Energy meter
2.11	IS 15959 (Part 1)	Data Exchange for Electricity Meter - Reading Tariff and Load Control - Companion Specification

Technical Specification For Single Phase Two Wire Static Energy Meter

2.12	IS 14772	General requirement for Enclosure for Electrical Requirement.
------	----------	---

In the event of direct conflict between various order documents, the precedence of authority of documents shall be as follows-

- i. Guaranteed Technical Particulars (GTP)
- ii. Specification including applicable codes & standards
- iii. Approved Vendor Drawings
- iv. Other documents

3.0 System Data

3.1	Supply	Single Phase AC, 2 wire
3.2	Voltage	240 V \pm 6% (415V Phase to phase)
3.3	Frequency	50 Hz \pm 5%
3.4	System Neutral	Solidly Earthed

4.0 Electrical and Accuracy Requirement

4.1	Meter Type	Type 1: 1- ϕ , 2 wire Static Watt- hour and VA-hour Meter. Type 2: 1- ϕ , 2 wire Static Watt- hour and VA-hour Meter with Meter Box Meter Type shall be offered as per purchaser's requirement.
4.1.1	Meter pre-fitted in box	For requirement of box please refer annexure "D'.
4.2	Connection	Direct / whole current
4.3	Rated Voltage	240V (phase to neutral) with variation of +30% & -40%. However meter should withstand the maximum system voltage i.e 415V \pm 6%.
4.4	Rated Current	I _b -10A and I _{max} - 60 A
4.5	Starting current	0.2 % of base current
4.6	Rated Frequency	50Hz +/- 5%
4.7	Power factor range	Zero Lag – unity – Zero lead
4.8	Accuracy Class	1.0 For both [R1] kWh, and kVAh. (IS13779 applies for accuracy requirements)

Technical Specification For Single Phase Two Wire Static Energy Meter

4.9	Power consumption in voltage circuit	Less than 1 watt & 8VA.
4.10	Power consumption in current circuit	Maximum 2VA.
4.11	Meter constant	Imp/ kWh, and Imp/ kVAh (Bidder to specify meter constant)
4.12	Calibration	Meter shall be software calibrated at factory and modification in calibration shall not be possible at site by any means or external influence.
4.13	Test Output Device	Separate kWh & kVAh Flashing LED visible from the front
4.14	Process Technology	Surface Mounting Technology or better
4.15	Insulation Level	Meter shall withstand an insulation test of 4 KV and impulse test at 8 KV.
4.16	Short time over current	The meter shall be able to carry short time over current of 30 I _{max} for half cycle at rated frequency.
4.17	Immunity to phase and earth fault	As per IS 13779
4.18	Influence of Heating & Self Heating	As per IS13779.
4.19	Electromagnetic compatibility	Meter shall remain immune to electrostatic discharge (upto and including 35KV), electromagnetic HF field and fast transient burst. The meter shall be designed in such a way that conducted or radiated electromagnetic disturbances as well as electrostatic discharge do not influence the meter. Meter shall be type tested for electromagnetic compatibility.
4.20	Limits of error due to influence quantities	Meter shall work within guaranteed accuracy as per IS 13779/ CBIP325 (most stringent standard to be followed) under and after influence of following:- <ul style="list-style-type: none">a. Current Variationb. Ambient Temperature variationc. Voltage variationd. Frequency variatione. 10% third harmonic in current

Technical Specification For Single Phase Two Wire Static Energy Meter

		<ul style="list-style-type: none"> f. Harmonic components in current and voltage circuit g. DC and even harmonics in AC current circuit h. Continuous (DC) “stray” magnetic induction of 67mT+/-5%. i. Continuous (DC) “abnormal” magnetic induction of 0.27T+/-5%. j. Alternating (AC) “stray” magnetic induction of 0.5mT+/-5% k. Alternating (AC) “abnormal” magnetic induction of 10mT. l. Alternating (AC) “abnormal” magnetic induction of 0.2T+/-5%. m. External magnetic field 0.5 T n. Electromagnetic HF fields o. Radio frequency interference p. DC immunity test <p>Note: BSES reserves the right to formulate any other test method to check magnetic immunity/ logging of meter. Meter with logging provision will be preferred.</p>
--	--	--

5.0 Construction

5.1	Base Body	<ul style="list-style-type: none"> a. Material - Opaque and UV stabilized polycarbonate of grade LEXAN 142A/ 943AA or Equivalent with V0 inflammability level. b. .
5.2	Top Cover	<ul style="list-style-type: none"> a. Material - Transparent and UV stabilized polycarbonate of grade LEXAN 142A/ 943AA or Equivalent with V0 inflammability level. b. Top cover and base should be ultrasonically welded. c. It should so be designed so as the internal components should not be visible.
5.3	Terminal Block	<ul style="list-style-type: none"> a. Material - Flame retardant glass filled polycarbonate of grade 500 R or equivalent. b. Terminal block shall form Integral part of the meter base

Technical Specification For Single Phase Two Wire Static Energy Meter

		<p>c. Terminal block shall be capable of passing the tests as per ISO-75 for a temperature of 135C and pressure of 1.8MPa. The terminals shall be designed so as to ensure adequate and durable contact such that there is no risk of loosening or undue heating.</p>
5.4	Terminal cover	<p>a. Material - UV stabilized transparent polycarbonate cover LEXAN 143A/943AA or equivalent grade.</p> <p>b. Provision of sealing at two points through sealing screw.</p> <p>c. The terminal cover shall be extended type with baffle wall above the cable entry base wall so that access to the terminals is not possible (even with thin metallic wire) without breaking the seal. Terminal cover should have provision for cable entry from bottom.</p> <p>d. Diagram of external connections should be embossed on terminal cover. Sticker is not acceptable.</p>
5.5	Terminals	<p>a. Minimum 10mm diameter suitable for 25mm² aluminium cable with flat head screws and washers.</p> <p>b. Material of terminals, screws and washers should be brass or tinned copper. Two screws of appropriate size should be provided per terminal.</p> <p>c. Terminals shall be tested for continuous current of 120 % I_{max}.</p> <p>d. Terminals shall be clearly marked for phase / neutral / outgoing etc.</p>
5.6	Ingress Protection	IP 51 or better, but without suction in the meter.
5.7	Output device	<p>a. Meter should have flashing LED visible from the front to represent energy recording.</p> <p>b. Resolution shall be such that satisfactory accuracy test can be conducted at the lowest load in less than 5 minutes and starting current test in less than 10 minutes.</p>
5.8	RTC	<p>a. The meter shall have internal real time clock to set date and time.</p>

Technical Specification For Single Phase Two Wire Static Energy Meter

		<p>b. Uncertainty of setting initial time shall not be less than +/- 30 seconds from Indian standard Time as maintained by NPL New Delhi.</p> <p>c. The maximum drift permissible in the real time clock shall be +/-7 min/ year</p>
5.9	Battery	<p>a. Lithium ion battery with guaranteed storage life of 10 years and capacity life of 15 years.</p> <p>b. In case battery removal or total discharge same should not affect the working & memory of the meter even in case of single wire power condition.</p> <p>c. Bidder need to submit design life calculation for battery used in meter.</p>
5.10	Memory	Non volatile memory independent of battery backup, memory should be retained for 10 years without any auxiliary power.
5.11	Self Diagnostic feature	Meter shall have self diagnostic for the following a. Date and RTC. b. Battery. c. Non volatile memory. d. Display
5.12	Meter Sealing Arrangement	<p>a. Sealing should be in accordance with IS and CEA metering regulations with latest amendments.</p> <p>b. Approval shall be taken from purchaser for location of seals.</p>
5.12.1	Manufacturer's Seals	One Polycarbonate seal to be provided on meter cover.
5.12.2	BSES Seals	<p>a) Minimum one seal as Hologram type, numbered with hologram transfer on tamper proof paper seal. Seal should not be just Hologram sticker (100% hologram). Meter sides should not have sharp edges to avoid damage to hologram seals.</p> <p>b) One Hologram seal should be provided on each side of meter i.e two hologram seals should be provided. Meter sides should not have sharp edges to avoid damage to hologram seals.</p>

Technical Specification For Single Phase Two Wire Static Energy Meter

		c) Polycarbonate seal should be provided on top cover. d) Seals will be issued to manufacturer free of cost.
5.12.3	Seal record	Record of all seals shall be forwarded to purchaser with each lot.
5.13	Name Plate and marking	Meter should have clearly visible, indelible and distinctly marked name plate in accordance with IS & clause no. 10.0 of this specification.
5.14	Environmental Condition	Meter shall be suitable for environmental conditions as mentioned below
5.14.1	Temperature Range	a. Operation range: -10 Deg C to 55 Deg C b. Limit range of operation: -25 to 60 Deg C c. Limit range of storage / transport : -25 to 70 Deg C
5.14.2	Relative Humidity	0 to 96 %
5.15	Resistance against heat and fire	a. The terminal block and Meter case shall have safety against the spread of fire. b. They shall not be ignited by thermal overload of live parts in contact with them as per IS 13779.
5.16	Guarantee/ Warranty	66 months from the date of dispatch or 60 months from date of commissioning, whichever is earlier
5.18 [R1]	Cyber Security	Offered product and system should comply with all the guidelines regulation published by CEA/ CERTIN/ NPIIC.

6.0 Functional Requirement

6.1	Meter category	C3 category of IS 15959 (Part 1).
6.2	Mode Of Metering	Forwarded Only: In this mode any export active energy shall be treated as import energy and shall be recorded in forward only register.
6.3	kVAh Calculation	Lag only: kVAh is computed based on kVArh and kWh value. If PF=1, or leading, then kVAh = KWH. At no instance kVAh < kWh.
6.4	MD Registration	a. Meter shall store and display MD upto two decimal in every 30 min. period along with date & time. b. At the end of every 30 min, new MD shall be computed &

Technical Specification For Single Phase Two Wire Static Energy Meter

		<p>compared with previous MD and store whichever is higher and the same shall be displayed.</p> <p>c. It is preferred that MD is computed using separate counter rather than by difference of initial and final energy counter.</p> <p>d. Block window with default demand integration period of 1800 s configurable to 900 s with proper security in field.</p> <p>e. Extended register shall be used for MD recording.</p> <p>f. Minimum resolution of the MD should be capable of displaying MD corresponding to load at 5% of I_b at V_{ref} and UPF.</p>
6.5	TOD Metering	<p>a. Meter shall be capable of doing TOD metering in minimum 4 tariff rate registers programmable for minimum 8 time zones and 4 seasonal profiles.</p> <p>b. Meter shall be capable of doing TOD metering for kWh and kVAh and MD in kW and kVA . TOD programmable on site through CMRI or AMR remotely.</p> <p>c. At Display as well as BCS end meter TOD values shall be shown as per cumulative values of TOD Zones of respective registers.</p> <p>d. TOD metering shall be implemented by the activity colander method of IS 15959 Part 1 clause 9/ DLMS UA-1000-1</p> <p>e. Default TOD programming shall be as per latest DERC guidelines. Prior approval shall also be taken from BSES for the same.</p> <p>f. Tariff rate registers shall be as follow</p> <p style="padding-left: 40px;">R1: Rate register for Peak</p> <p style="padding-left: 40px;">R2: Rate register for Normal</p> <p style="padding-left: 40px;">R3: Rate Register for Off Peak</p>
6.6	Instantaneous Parameters	<p>All the parameters mentioned in table '43' of IS 15959 (Part 1) along with following additional parameters shall be supported by meter:</p> <p>a. KVA_r (Signed)</p> <p>b. Cumulative kVA_rh (Lag)</p>

Technical Specification For Single Phase Two Wire Static Energy Meter

		<ul style="list-style-type: none"> c. High Resolution (kWh) d. High Resolution (kVAh) e. Temperature in Deg C.
6.7	Billing Parameters Profile	<ul style="list-style-type: none"> a. Billing parameters shall be generated at the end of each billing cycle and stored in memory as per provisions provided in clause no. 14 of IS 15959 (Part 1). b. 12 no's billing cycle parameters shall be remaining in meter memory along with current cycle parameters and shall be available for reading as well as profile and or 'by entry' for selective access. c. All the parameters mentioned in table '46' of IS 15959 (Part 1) along with following additional parameters shall be supported by meter: <ul style="list-style-type: none"> i. Cumulative Energy, kWh (Forwarded) for R1 to R8 ii. Cumulative Energy, kVAh for R1 to R8 iii. MD, kW for R1 to R8 iv. MD kVA for R1 to R8 v. Cumulative Energy, kVARh (lag)
6.7.1	Billing period reset/ MD reset	00:00 Hrs of 1st of every month
6.8	Load survey Parameters	<ul style="list-style-type: none"> a. Load survey parameters shall be measured and recorded at the end of each profile capture period for last 60 Power ON days. b. All the parameters mentioned in table '44' of IS 15959 (Part 1) along with following additional parameters shall be supported by meter. <ul style="list-style-type: none"> i. Average Neutral Current ii. Average Frequency iii. Average Temperature iv. Average PF v. Block kVAh- Lag vi. Block Power Off
6.8.1	Profile capture	Default 1800 s programmable to 900 s.

Technical Specification For Single Phase Two Wire Static Energy Meter

	period	
6.9	Daily load profile	<p>a. Daily load profile parameters shall be measured and recorded at each midnight i.e. 00:00 hrs for last 60 Power ON days.</p> <p>b. All the parameters mentioned in table '45' of IS 15959 (Part 1) shall be supported by meter as Daily load profile parameters along with following:</p> <p>i. Cumulative kVArh- Lag</p>
6.10	General Purpose Parameters	Parameters as per clause E-10 of IS 15959 (Part 1) shall be provided in Non Volatile memory (NVM) of the meter
6.10.1	Name Plate Detail	<p>As per Table '47' of IS 15959 (Part 1) with following additional parameters.</p> <p>a. Month of manufacturing.</p>
6.10.2	Programmable parameters	<p>a. These parameters can be programmed in field by CMRI via proper access rights.</p> <p>b. Every transaction shall be logged in non volatile memory of the meter with date and time stamp.</p> <p>c. Programming of any of the parameters shall increment the 'Cumulative programmable count' value.</p> <p>d. All the parameters mentioned in table Table '48' of IS 15959 (Part 1) shall be supported by meters.</p>
6.11	Security	<p>a. Reading and writing data into meter memory via optical and remote communication port shall be through DLMS security keys only.</p> <p>b. Bidder shall ensure to safeguard high security keys used for configuring parameters into meter.</p> <p>c. Once the meter memory is locked during manufacturing process, only parameters mentioned in IS 15959 shall be configurable even in factory. It should not be possible to configure any other parameters.</p> <p>d. Please note that there shall be no other mechanism/ method to interface with meter through optical and remote communication port except mentioned in IS 15959, even for</p>

Technical Specification For Single Phase Two Wire Static Energy Meter

		<p>manufacturer.</p> <p>e. It should not be possible to change data stored in meter memory even after accessing meter memory physically. In case of any change in memory data, a flag/alert shall be generated. Flag/Alert shall be indicated over display and in remote communication also.</p>
6.12	OBIS code Detail	Bidders shall provide OBIS code details for all parameters additional from IS 15959.
6.13	Rollover of Energy registers	Cumulative energy register shall not rollover before 999999 units.

7.0 Event and Tamper Monitoring

7.1	Low Voltage Logging	Event shall be logged in memory along with Occurrence and restoration event data. Threshold should be below 180 Volts.
7.2	Protection against HV spark	<p>a. Meter shall continue to record energy or log the event, in case it is disturbed externally using a spark gun/ ignition coil. Upto 35 KV meter should remain immune.</p> <p>b. Communication port shall also be immune upto 35KV.</p> <p>c. Bidder should have valid test report from Sameer/ UL lab or any other NABL authorize Lab for the same.</p>
7.3	Neutral disturbance	Meter shall log all events when AC/DC/ Pulsating voltage is injected in neutral circuit especially when same can disturb the recording of energy. Manufacturer should specify the method of testing of Neutral disturbance.
7.4	External Magnetic Interference	<p>a. Meter should either be immune or should log the events of attempt of tampering by external magnetic field as per IS13779/ CBIP 325 with latest amendments.</p> <p>b. If the working of meter gets affected under the influence of external magnetic field, meter should record energy at I_{max}, V_{ref} and UPF.</p> <p>c. Meter should not compute MD during this period. The meter shall record energy as per actual load once the magnetic field is removed.</p>
7.5	Earth Tamper	<p>a. Meter should detect and log earth tamper when phase and neutral current differ by a specified threshold.</p> <p>b. Continuous indication through LED flag or icon on display shall be provided for this tamper.</p>
7.6	Top cover open	Meter shall have top cover open detection and same shall be logged. Detection and logging mechanism shall work even when the meter is de-energized. Logic shall be defined.

Technical Specification For Single Phase Two Wire Static Energy Meter

7.7	Power Off	<p>a. Meter should detect power off when the voltage falls below the threshold value.</p> <p>b. Meter should log the power off event with occurrence and restoration date/time if meter remains in power off mode for 10 min.</p> <p>c. Cumulative Power off data should be recorded in separate register in the DD:HH:MM format with reading resolution of 01 min, i.e. if power is off for one min the register should increment.</p> <p>d. In case meter records power off for entire integration period, the load survey of all parameters should be void. Also, MD should not be calculated during power off.</p>
7.8	Low PF	Meter should detect and log low PF tamper if power factor of meter found below than a threshold value.
7.9	Connection Related Tamper Conditions	The meter shall not get affected by any remote control device & shall continue recording energy under any one or combinations of the following conditions:
7.9.1	Single wire power	Meter should log this tamper when incoming and outgoing neutral/ phase are disconnected and load connected to earth. Meter should record energy as per load, Vref and UPF. This event should also be regarded as the power off.
7.9.2	I/C & O/G Interchanged	Meter should record forward energy within limits of accuracy class 1.0.
7.9.3	Phase & Neutral Interchanged	Meter should record forward energy within limits of accuracy class 1.0.
7.9.4	I/C (Phase & Neutral) Interchanged, Load Connected To Earth.	Meter should record forward energy within limits of accuracy class 1.0
7.9.5	I/C Neutral Disconnected, O/G Neutral & Load Connected To Earth.	Meter should record forward energy
7.9.6	I/C Neutral Disconnected, O/G Neutral Connected To Earth Through Resistor & Load Connected To Earth.	Meter should record forward energy
7.9.7	I/C Neutral connected, O/G Neutral Connected To Earth Through Resistor & Load Connected To Earth.	Meter should record forward energy

Technical Specification For Single Phase Two Wire Static Energy Meter

7.10	Tamper Logging	<p>a. Last 200 nos. tamper events shall be recorded in meter memory on FIFO basis except top cover open.</p> <p>b. First top cover open event should be non rollover and non resettable.</p>
7.10.1	Parameter Snapshot	Snapshot of date, time, voltage, phase current, neutral current, power factor, active power, apparent power, cumulative kWh, cumulative kVAh etc should be recorded for each tamper event
7.10.2	Tamper Indication	Appropriate Indications/Icons for all tampers should appear on the meter display either continuously or in auto display mode.
7.11	Tamper Logics	<p>A logic sheet for tamper/ event detection and logging shall be submitted for purchaser's approval. Following details should be provided for each tamper in tabular form</p> <ol style="list-style-type: none"> Detailed Tamper logic Threshold values Persistence times Restoration time Snapshot details

8.0 Meter Display

8.1	LCD Type	STN Liquid crystal, industrial grade with extended temperature range min 70 Deg C with backlit																																							
8.2	Viewing angle	<p>a. Minimum 160 DEG.</p> <p>b. The display visibility should be sufficient to read the Meter mounted at height of 0.5 m as well as at the height of 2 m.</p>																																							
8.3	Size of LCD	Minimum 10X5mm																																							
8.4	LCD Digits	Total 8 digits																																							
8.5	LCD language	English																																							
8.6	Display mode	<p>Following parameters should be displayed in Auto scroll with programmable interval</p> <table border="1"> <thead> <tr> <th>Order</th> <th>Parameter</th> <th>Display time</th> </tr> </thead> <tbody> <tr> <td>1</td> <td>LCD Test</td> <td>5 Sec</td> </tr> <tr> <td>2</td> <td>Meter Sr. No.(8 digits)</td> <td>5 Sec</td> </tr> <tr> <td>3</td> <td>Date</td> <td>5 Sec</td> </tr> <tr> <td>4</td> <td>Time</td> <td>5 Sec</td> </tr> <tr> <td>5</td> <td>Cumulative kWh</td> <td>30 Sec</td> </tr> <tr> <td>6</td> <td>Cumulative kVAh</td> <td>30 Sec</td> </tr> <tr> <td>7</td> <td>Cumulative kVARh-Lag</td> <td>30 Sec</td> </tr> <tr> <td>8</td> <td>Current MD in KW</td> <td>5 Sec</td> </tr> <tr> <td>9</td> <td>Current MD (kW) Date and Time</td> <td>5 Sec</td> </tr> <tr> <td>10</td> <td>Current MD in kVA</td> <td>5 Sec</td> </tr> <tr> <td>11</td> <td>Current MD (kVA) date and time</td> <td>5 Sec</td> </tr> <tr> <td>12</td> <td>Instantaneous Voltage</td> <td>5 Sec</td> </tr> </tbody> </table>	Order	Parameter	Display time	1	LCD Test	5 Sec	2	Meter Sr. No.(8 digits)	5 Sec	3	Date	5 Sec	4	Time	5 Sec	5	Cumulative kWh	30 Sec	6	Cumulative kVAh	30 Sec	7	Cumulative kVARh-Lag	30 Sec	8	Current MD in KW	5 Sec	9	Current MD (kW) Date and Time	5 Sec	10	Current MD in kVA	5 Sec	11	Current MD (kVA) date and time	5 Sec	12	Instantaneous Voltage	5 Sec
Order	Parameter	Display time																																							
1	LCD Test	5 Sec																																							
2	Meter Sr. No.(8 digits)	5 Sec																																							
3	Date	5 Sec																																							
4	Time	5 Sec																																							
5	Cumulative kWh	30 Sec																																							
6	Cumulative kVAh	30 Sec																																							
7	Cumulative kVARh-Lag	30 Sec																																							
8	Current MD in KW	5 Sec																																							
9	Current MD (kW) Date and Time	5 Sec																																							
10	Current MD in kVA	5 Sec																																							
11	Current MD (kVA) date and time	5 Sec																																							
12	Instantaneous Voltage	5 Sec																																							

Technical Specification For Single Phase Two Wire Static Energy Meter

		13	Instantaneous Phase Current	5 Sec
		14	Instantaneous Neutral Current	5 Sec
		15	Signed Power Factor	5 Sec
		16	Instantaneous Load kW	5 Sec
		17	Instantaneous Load kVA	5 Sec
		18	Instantaneous Load kVAr	5 sec
		19	High resolution kWh	10 Sec
		20	High resolution kVAh	10 Sec
		Meter with push button for manual display shall not be acceptable. However touch button can be allowed.		
8.7	TOD Tariff Display	Appropriate indication for Current tariff.		
8.8	Display indications	Appropriate indications/flags for all tampers and self diagnostic features should be provided.		

9.0 Software and Communication

9.1	Base computer software	Licensed Software with the following features should be supplied for free
9.1.1	Operating System	BCS should be compatible for Windows XP, Vista, 7 and 8.
9.1.2	Security	System shall be password protected where user can login only if login ID is provided by administrator. BCS shall have rights management system so that access rights can be provided as per requirement to maintain security.
9.1.3	Data access	BCS shall be capable of accessing complete data stored in memory locally through CMRI, PDS, serial port of PC and remotely through modem (RF/ GSM/ PSTN etc.) for connectivity to AMR. BCS should have polling feature with option of selecting parameters to be downloaded.
9.1.4	Database	BCS shall maintain master database according to desired area, location, and region etc.
9.1.5	Reporting	<p>a. BCS shall have option of user defined report generation in format of Excel, Word and CSV, XML, PDF etc.</p> <p>b. BCS shall have capability to export data in ASCII, CSV and XML format at desired location so that the same could be integrated with our billing data for processing.</p> <p>c. All the data available in the meter shall be convertible to user defined ASCII, CSV and XML file format.</p> <p>d. BCS shall have option to export data in MIOS compliant format.</p>

Technical Specification For Single Phase Two Wire Static Energy Meter

9.2	CMRI and PDS Software	<p>a. The manufacturer has to provide software capable of downloading all the data stored in meter memory through CMRI (DOS operating System) and PDS (Linux Operating System).</p> <p>b. The software shall work both on SANDS & Analogic CMRI/ PDS.</p> <p>c. Meter reading protocols shall be shared with BSES. In the event of order, bidder shall work with BSES IT team to develop CMRI software for meter downloading and further uploading on computer.</p> <p>d. Software should have option for selection of parameters to be downloaded from meter.</p> <p>e. Parameters mentioned in annexure 'E' should be downloadable using CMRI and PDS in less than 30 minutes</p> <p>f. Software required for CMRI shall be supplied by the supplier for free of cost. Training in the use of software shall be provided by the manufacturer. The software shall be compatible to latest windows systems..</p>
9.4	Training	Manufacture shall impart training to BSES personnel for usage of software
9.5	Communication Ports	Communication ports required in meter are as follows
9.5.1	Optical Port	Meter shall have one optical port. It should be compatible for data transfer over RS 232 standard. Communication shall not be disturbed by external light.
9.5.2	RJ11 Port/ micro USB	One RJ11 (6P4C)/ micro USB port should be provided. Please refer annexure 'E' for pin out details. Port should be compatible for communication on RS232 standard. RJ11/ Micro USB port shall have cover with provision of sealing. It is preferable to have RJ11 port/ Micro USB outside the terminal cover subject to ESD immunity upto 35 KV.
9.5.4	Port protection	All ports shall be optically isolated from the power circuit.
9.4.5	Operation	All ports should work independently. Failure of one port (including display) should not affect the working of other port.
9.5	Data transfer rate	BCS and communication ports should support data transfer rate of 9600 bps (minimum).

10.0 Name Plate

10.1	Meter Serial number shall be of 8 digits. Serial number shall be printed in black colour. Embossing is not acceptable.
10.2	Size of the digit shall be minimum 5X3mm . Laser printing shall be preferred.
10.3	Bar code shall be printed along with serial number (below the meter serial number)
10.4	BIS registration mark (ISI mark)
10.5	'BSES' insignia shall be printed above LCD display with Property of BSES
10.6	BSES PO No. & date
10.7	Manufacturers name and country of origin

Technical Specification For Single Phase Two Wire Static Energy Meter

10.8	Model type / number of meter
10.9	Month & Year of manufacturing
10.10	Reference voltage / current rating
10.11	The number of phases and the number of wires for which the meter is suitable. Graphical symbol as per IS 12032 can be used.
10.12	Meter constant (Impulse/kWh, Impulse/ kVAh)
10.13	Class index of meter
10.14	Reference frequency
10.15	Warranty period

11.0 Component Specification

11.1	Shunt Element	Shunt beam should be braze or E-beam welded. Reputed make duly approved by purchaser.
11.2	Measurement or computing chips	Analog Devices, Cyrus Logic, Atmel, Phillips, Texas Instruments, SAMES, NEC
11.3	Memory chips	Atmel, National Semiconductors, Texas Instruments, Phillips, ST, Microchip, Freescale, NXP, Hitachi or Oki
11.4	Display modules	Japan: Hitachi, Sony
		Holland / Korea: Phillips
		Truly Semiconductor
		Tianma
11.5	Communication modules	National Semiconductors, HP, Optonica, ST, Phillips, Hitachi, Siemens, OSRAM, Everlight
11.6	Optical port	USA: National Semiconductors ,HP
		Holland / Korea: Phillips
		Japan: Hitachi,
		Truly Semiconductor, Agilent, OSRAM, Everlight
11.7	Power supply unit	SMPS Type, reputed make
11.8	Active & passive components	USA: National Semiconductors, Atmel, Phillips, Texas Instruments, ST, Onsemi, Japan: Hitachi, Oki, AVX or Ricoh, Samsung, Everlight, Agilent, Vishay, NXP, Yagio, Rohm
11.9	Battery	Varta, Texcell, SAFT, EVE, ZENO Energy, Vitzrocell, Mitsubishi
11.10	RTC	USA: Philips, Dallas Atmel, Motorola, Microchip , NEC or Oki
11.11	Current Transformers	The Meters should be with the current transformers as measuring elements.

Technical Specification For Single Phase Two Wire Static Energy Meter

11.12	Note	<ul style="list-style-type: none"> a. Manufacturer shall intimate deviation if any from make of components. Any deviation is subject to approval of BSES based on supporting documents and performance feedback of the components. b. Manufacturer should have complete tracking of material used in meter. BSES reserve the right to carry out audit of inventory/ manufacturing process at manufacturer's works and sub vendor's work. c. The components used by manufacturer shall have "Minimum Life" more than the 10 years. d. Even for existing/ past suppliers – fresh approval is needed for all deviations
-------	------	--

12.0 Additional features

12.1	Temperature logging	The meter should have capability to measure inside temperature and can log high temperature Events.
12.2	Low Power factor logging	The meter shall have feature to record low power factor as a separate event. Tamper Indication/Icon shall be provided on the display.

13.0 Quality Assurance, Inspection and Testing

13.1	Vendor's Quality Plan (QP)	To be submitted for Purchaser's approval.
13.2	Sampling Method	Sampling Method for quality checks shall be as per relevant IS/ IEC/ CBIP guidelines and Purchaser's prior approval shall be taken for the same.
13.3	Inspection Hold-Points	To be mutually identified, agreed and approved in Quality Plan.
13.4	Type Tests	<ul style="list-style-type: none"> a. The meter shall be of type tested quality as per relevant IS and CBIP. Type test conducted at CPRI/ ERDA/ ERTL/ YMPL labs will be treated as valid. b. Meter Box shall be tested as per IS 14772 and flammability test as per IS 11731 part 2 from CPRI/ ERDA/ CIPET c. ESD test methodology and conformance criteria shall

Technical Specification For Single Phase Two Wire Static Energy Meter

		<p>be as per CBIP publication no. 325. Bidder should have valid test report from CPRI/ ERDA/ Sameer/ UL lab for the same.</p> <p>d. In case any modification affecting only part of meter and meter box is made after type test, only specific type tests on the affected parts shall be repeated.</p> <p>e. Type test certificate should be submitted along with offer for scrutiny.</p> <p>f. For a manufacturer supplying meter for the first time, complete type tests will have to be carried out on sample randomly selected from the lot offered for inspection in event of order. 35kV ESD test will also be carried out on the sample at Sameer/UL lab.</p> <p>g. In case a regular supplier changes design of meter/ Meter box and offer a new design of meter/ Meter box, complete type tests will have to be carried out on sample randomly selected from lot offered for inspection to BYPL from CPRI/ ERDA in the event of order. 35 kV ESD test will also be carried out on the sample at Sameer/ CPRI/ UL lab.</p> <p>h. Any other component supplied in addition to meter shall also be type tested as per IS /IEC if applicable.</p>
13.5	Routine tests	Meter- All tests marked "R" as per table 20 of IS 13779 Meter box- All tests as per clause no 18.3 of IS 14772
13.6	Acceptance Tests	<p>a. All tests marked "A" as per table 20 of IS 13779.</p> <p>b. All tests as per clause no 18.2 of IS 14772</p> <p>c. All the routine and acceptance tests shall be carried out as per relevant standards.</p> <p>d. Following tests in addition to IS shall be conducted during lot inspection.</p> <p>i. Dimensional and drawing verification.</p> <p>ii. Display parameters/ sequence.</p> <p>iii. Data Downloading from CMRI and PC.</p>

Technical Specification For Single Phase Two Wire Static Energy Meter

		<p>iv. Tamper/ fraud detection/logging features as per approved documents. Tamper conditions will be simulated at varying load up to I_{max}. Accuracy will also be checked during tamper simulation.</p> <p>v. Burn in chamber test.</p> <p>vi. Component verifications.</p> <p>e. Purchaser reserves the right to formulate any other test method to verify guaranteed parameters of Meter.</p>
13.7	ESD and Magnetic Interference test	ESD and magnetic interference test will be conducted at Samir lab, Chennai or CPRI.
13.8	Inspection	<p>a. Purchaser reserves the right to inspect /witness all tests on the meters at Seller's works at any time, prior to dispatch, to verify compliance with the specification/ standards.</p> <p>b. Manufacturer should have all the facilities/ equipments to conduct all the acceptance tests as per clause 14.3 relevant standards and tampers logics as per approved GTP. All the equipments including tamper logs kits/ jigs should be calibrated.</p> <p>c. In-process and / or final inspection call intimation shall be given in advance to purchaser.</p>
13.9	General Requirements	<p>a) Terminal cover should be fixed on the meter before dispatch.</p> <p>b) The bidder shall maintain a web site where routine test results of all meter supplied against these tender will be maintained and will be accessible to buyer/ buyer representative.</p> <p>c) Vendor shall ensure that patch required for HHU/CMRI shall be provided within 4 weeks. Vendor shall also ensure to deliver solution to meet DERC mandate within mutually agreed timeline.</p> <p>d) Delivery of software for reading through HHU/CMRI before meter delivery is required.</p> <p>e) For any false events recorded in meter, vendor shall depute their representative for field visit within one week and provide the root cause analysis in 4 weeks time.</p>

Technical Specification For Single Phase Two Wire Static Energy Meter**14.0 Packing, Marking, Shipping, Handling and Storage**

14.1	Packing	Every meters shall be properly sealed / packed in environmental friendly boxes/ cartons for protection against damage, vibration and ingress of dust and moisture.
14.2	Packing for accessories and spares	Robust wooden non returnable packing case with all the above protection & identification Label.
14.3	Marking	On each packing case, following details are required: a. Individual serial number b. Purchaser's name c. PO number (along with SAP item code, if any) & date d. Equipment Tag no. (if any) e. Destination f. Manufacturer / Supplier's name g. Address of Manufacturer / Supplier / it's agent h. Type , rating and other description of equipment i. Country of origin j. Month & year of Manufacturing k. Case measurements l. Gross and net weights in kilograms m. All necessary slinging and stacking instructions
14.4	Test reports	Routine test report to be provided with each meter
14.5	Shipping	The seller shall be responsible for all transit damage due to improper packing.
14.6	Handling and Storage	Manufacturer instruction shall be followed. Detail handling & storage instruction sheet /manual to be furnished before commencement of supply.

15.0 Deviations

15.1	Deviations	Deviations from this Specification shall be stated in writing with the tender by reference to the Specification clause/GTP/Drawing and a description of the alternative offer.
------	------------	--

Technical Specification For Single Phase Two Wire Static Energy Meter

	In absence of such a statement, it will be assumed that the bidder complies fully with this specification.
--	--

16.0 Document Submission:

Drawing submission shall be as per the matrix given below. All documents/ drawing shall be provided on A4 sheet in soft copy with separators for each section. Language of the documents shall be English only. Deficient/ improper document/ drawing submission may liable for rejection

SL	Detail of Document	Bid	Approval	Pre Dispatch
1	Guaranteed Technical particulars (GTP)	Required	Required	
2	Deviation Sheet, if any	Required	Required	
3	Tamper Sheet	Required	Required	
4	Display Parameters	Required	Required	
5	GA / cross sectional drawing of Meter showing all the views / sections	Required	Required	
6	Samples of each type and rating offered.	2 no's	4 no's	
8	Any software and accessories required for installation/ operation of meter	Required	Required	
9	Manufacturer's quality assurance plan and certification for quality standards	Required	Required	
10	Type Test reports of offered model/ type/ rating	Required		
11	BIS certificate	Required		
12	Complete product catalogue and user manual.	Required		
13	Customer Reference List	Required		
14	Recommended list of spare and accessories	Required		
15	Specification documents containing all parameters, Services, Methods in addition to companion specification of IS 15959 (part 2).		Required	
16	Program for production and testing (A)		Required	Required
18	Detailed installation and commissioning instructions		Required	Required
19	As Built Drawing		Required	Required
20	Operation and maintenance Instruction as well as trouble shooting charts/ manuals		Required	Required

Technical Specification For Single Phase Two Wire Static Energy Meter

21	Inspection and test reports, carried out in manufacturer's works			Required
22	Routine Test certificates			Required
23	Test certificates of all bought out items			Required
24	Meter Seal data			Required
25	Other documents: a. Completely filled-in Technical Parameters b. General arrangement drawing of the meter c. Rating plate d. Terminal Block dimensional drawing e. Mounting arrangement drawings f. Meter box drawing and dimensions g. Display parameter h. PIN configuration of Optical to RJ11 connector Manual and SOP/DWI for operation	Required	Required	

17.0 Delivery

17.1	Delivery	Despatch of Material: Vendor shall despatch the material, only after the Routine Tests/Final Acceptance Tests (FAT) of the material witnessed/waived by the Purchaser, and after receiving written Material Despatch Clearance (MDC) from the Purchaser.
------	----------	--

Annexure - A- Guaranteed Technical Particulars (Data By Supplier)

Bidder shall furnish the GTP format with all details against each clause of this specification.

Bidder shall not change the format of GTP or clause description.

Bidder to submit duly filled GTP in hard copy format with company seal.

Clause No.	Clause Description	Manufacturer's Reply
1		
2		
3		
5		



BSES-TS-32-SPWM-R1

Technical Specification For Single Phase Two Wire Static Energy Meter

Bidder / Vendor seal / signature -----

Name of the bidder	
Address of the bidder	
Name of contact person	
Telephone number and email id	

Annexure - B- Recommended Accessories / Spares (Data By Supplier)

SL	Description of spare part	Unit	Quantity
1		No	
2		No	
3			
4			

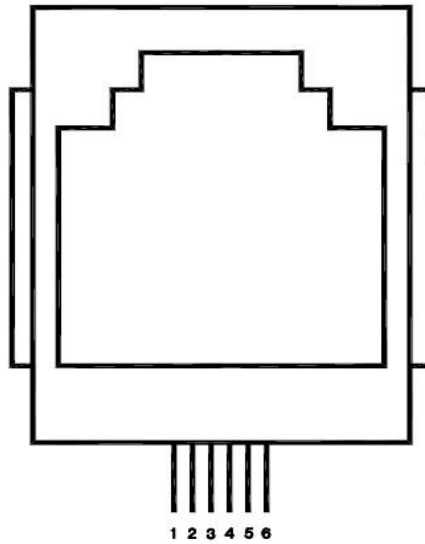


BSES-TS-32-SPWM-R1

Technical Specification For Single Phase Two Wire Static Energy Meter

Annexure - C- Pin out detail of RJ11 Port

Technical Specification For Single Phase Two Wire Static Energy Meter



RJ- 11 PORT

PIN OUT DETAIL		
PIN	SIGNAL	DISCRIPTION
1	NC	—
2	GND	GROUND
3	TXD	RS 232 TRANSMIT
4	GND	VCC
5	RXD	RS 232 RECEIVE
6	NC	—

DRAWN	RAJESH	 BSES Yamuna Power Limited
CHECKED	ASHISH	
APPD.	D.S	
DATE	29-11-13	
SCALE	NTS	
		TITLE: PIN OUT DETAILS— RJ 11 PORT SINGLE PHASE METER
		DRAWING No. CES/SCH/SPTWM/065
		REV. 00

Technical Specification For Single Phase Two Wire Static Energy Meter**Annexure - D - Specification of Meter Box**

SI	Clause	Clause Description
1	Meter Box Type	Flush type with Completely transparent top cover and base with Incoming and Outgoing cable entry and data downloading arrangement.
2	Design	Meter box shall comply following requirement.
2.1	General Requirement	The meter box shall be designed in such a way that no access to the meter body, terminals and hardwired port of the meter shall be possible after installation and sealing of the box without breaking the box itself.
2.2	Theft Protection	a. Meter box shall be theft proof i.e. meter box cannot be opened without breaking the seals or meter itself. b. On breaking of the box, clear evident of the physical tempering shall be visual.
2.3	Parts of the box	a. The meter box shall be designed in 02 parts i.e. base and top cover. b. Meter shall be mounted inside the base on fixed moulded pillars by unidirectional screw. c. Cable glands and earthing bolt shall be provided at the base as per construction requirement. d. Proper stiffeners shall be provided in the body of the base and top cover to provide mechanical strength against transportation and installation vibrations.
2.4	Ingress protection	The meter box shall be completely dust and vermin proof. The meter box shall comply with the requirement of IP-55 & IS: 14772 & its latest version.
2.5	Collar of base and cover	a. 'U' shaped groove shall be provided in the collar of the base body, in which UV stabilized rubber 'O' shall be installed. The design of lining shall be such that it provides proper sealing between the cover & base of box to avoid penetration of dust and ingress of water. b. All around projection provided inside the cover periphery which keeps the 'O' ring pressed.

Technical Specification For Single Phase Two Wire Static Energy Meter

		c. The outside collar shall also be provide which cover outer surface of the collar.
2.6	Fixing of 'O' ring	a. Rubber 'O' Ring should be fixed with suitable adhesive so that the same does not get removed. b. Rubber 'O' ring shall be fixed in a single piece with out any gap between open ends. Open end of the 'O' ring shall be provided at the bottom side only.
3	Material	The material shall be as follow:
3.1	Box material	a. The material of meter box shall be flame retardant with inflammability level FV0 having good dielectric and mechanical strength. b. The top Cover and Base of the box shall be made out of transparent polycarbonate with minimum 90% visibility so as to ease installation and monitoring of box against any tampering. c. The plastic shall be 'UV' stabilized to ensure that the moulded meter box should not change in colour, shape, size or should not get brittle after exposure to UV rays.
3.2	Hardware	All the metal hardware including hinges, U latches, mounting screws, downloading port ring etc shall be of rust proof stainless steel.
3.3	Cable glands	Polyamide Nylon-66 having flammability level FV0 as per IS 14772.
4	Construction	Meter box shall be constructed by moulding. Thickness of meter box shall be minimum 2.0 mm.
4.1	Moulding	The box shall be made through Injection Moulding or better method.
4.2	Base	Meter shall be factory fitted inside base body using unidirectional screws, on fixed mounting pillars, moulded in to the base of sufficient strength, so that removing of meter shall not possible without breaking the meter box or meter itself.
4.3	Top cover	Push Fit
5	Padlocking	The box shall also have padlocking facility.

Technical Specification For Single Phase Two Wire Static Energy Meter

6	Cable entry	<p>a. 02 no's as incoming and outgoing at the 45 Deg Chamfer bottom corners suitable for 2CX25 Sqmm armoured aluminum cable.</p> <p>b. Cable entry must be at the bottom diagonal ends of the meter box. Appropriate clearance shall be provided between the cable entry and position of meter terminals for proper cable bending and connection.</p> <p>c. Minimum 60 mm vertical space shall be provided from the terminals of meter to centre of cable gland to provide sufficient bending radius and working space.</p>
6.1	Cable Gland	<p>a. Two nos. of Elbow shaped glands made out of Polyamide Nylon-66 suitable for 2CX10 / 2CX25 sqmm aluminium armoured cable shall be provided on both cable entries in the box.</p> <p>b. Glands shall be designed in such a manner that the same cannot be unscrewed / removed from the box from outside. Manufacturer may either supply two nos. of check nuts or any other alternate design to meet this requirement.</p>
7	Earthing bolt	<p>a. Earthing bolt of M6 with nut and washer shall be provided on left side of the body of meter box.</p> <p>b. The arrangement shall be such that one earth point shall be available for customer and external earthing provided by BSES can be terminated.</p> <p>c. Appropriate symbol shall be provided for earth terminal.</p>
8	Mounting	
8.1	Meter mounting pillars	<p>a. Fixed type, moulded in to the base body as per the requirement of meter mounting holes.</p> <p>b. Stiffeners shall be provided at the base of the meter mounting pillars.</p>
8.2	Meter box mounting	<p>a. Four (4) nos. fixing holes of 6 to 6.5 mm diameter at the back surface of box shall be provided to fix the same on flat wall.</p> <p>b. Mounting holes shall not be obstructing by Incoming or Outgoing cables.</p>

Technical Specification For Single Phase Two Wire Static Energy Meter

8.3	Box Mounting spacers	04 no's, 25 mm minimum mounting spacer moulded at the mounting holes of back surface of the meter box in order to provide space between meter back surface and wall.
8.4	Box Mounting accessories	a. Long pan head self tapping SS screws and washers shall be provided by the supplier with every box. b. 4 no's plastic fixing plugs suitable for self tapping screws shall also be provided.
9	Data Downloading arrangement	a. Slot for optical head with non removable metal ring shall be provided at the top cover of box to download meter. b. Downloading cable shall be provided between meter RJ 11/ Micro USB port to outside of meter box through DB9 connector, So that meter can be downloaded without opening the cover through hardwired port. This port shall be provided with cover along-with sealable arrangement. This port shall be immune to 35 kV ESD spark. c. Meter shall be downloadable without opening of the box/ breaking of seals. d. This arrangement shall not de-rate the IP rating of meter box. e. A Top hinges and bottom sealable cover shall be provided on the data downloading slot. f. Data downloading shall not be affected by scratches on data downloading port or with ageing of box. Data downloading shall not be affected by visible light conditions.
10	Marking	Following marking shall be provided on both top cover and base by indilgible laser printing/ screen printing or embossed from inside of the box. a. BSES insignia shall be embossed on the base & cover of meter box. b. Meter serial no. c. purchaser's PO no. and date. d. Purchaser's Name. e. Name or trade mark of seller

Technical Specification For Single Phase Two Wire Static Energy Meter

		f. BIS mark with CM/L g. Any other detail required at the time of approval.
11	BIS marking	Meter box shall have BIS marking for IS 14772. Manufacture should have required BIS license for the same.

Annexure E:

This list is for reference only. Bidder shall provide detailed profile list in their offer.

S No	Parameters	Data base Size/Format	Sample Data
1	Meter No.	NUMBER(8)	40940982:
2	Meter Current Time and Date (RTC)	DDMMYY	230921:
3	Cumulative Active kWh Current	NUMBER(9,2)	000060.10:
4	Cumulative Active kWh History 1	NUMBER(9,2)	000060.10:
5	Cumulative Active kWh History 2	NUMBER(9,2)	000060.10:
6	Maximum Demand kW Current	NUMBER(9,2)	000000.00:
7	Maximum Demand kW History 1	NUMBER(9,2)	000000.00:
8	Maximum Demand kW History 1	NUMBER(9,2)	000000.00:
9	Maximum Demand kW History 1 Date	YYMMDD	210825:
10	Maximum Demand kW History 1 Date	YYMMDD	210325:
11	Cumulative Active kVAh Current	NUMBER(9,2)	000060.10:
12	Cumulative Active kVAh History 1	NUMBER(9,2)	000060.10:
13	Cumulative Active kVAh History 2	NUMBER(9,2)	000060.10:
14	Maximum Demand kVA Current	NUMBER(9,2)	000000.00:
15	Maximum Demand kVA History 1	NUMBER(9,2)	000000.00:



BSES-TS-32-SPWM-R1

Technical Specification For Single Phase Two Wire Static Energy Meter

16	Maximum Demand kVA History 1	NUMBER(9,2)	000000.00:
17	TOD Rate Register R1	NUMBER(9,2)	000028.90:
18	TOD Rate Register R2	NUMBER(9,2)	000016.10:
19	TOD Rate Register R3	NUMBER(9,2)	000015.10:
20	TOD Rate Register R4	NUMBER(9,2)	000000.00:
21	TOD Rate Register R5	NUMBER(9,2)	000000.00:
22	TOD Rate Register R6	NUMBER(9,2)	000000.00:
23	TOD Rate Register R7	NUMBER(9,2)	000000.00:
24	History 1 Power 'On Time' [days:HRS:MIN]	HHHHMM	000706:
25	Maximum Demand kVA History 1 Date	YYMMDD	210825:
26	Maximum Demand kVA History 2 Date	YYMMDD	210325:
27	Top Cover Open Tamper Count	NUMBER(5)	00000:
28	Top Cover Open Occurrence Date and Time	6(YYMMDD)	000000:
29	HV (35 kV) tamper count	NUMBER(5)	00000:
30	HV (35 kV) Occurred date & time	6(YYMMDD)	000000:
31	High Temperature Event Counts	NUMBER(5)	00000:
32	High Temperature Event Date	6(YYMMDD)	000000:
33	Low Voltage Event Count	NUMBER(5)	00000:
34	Low Voltage Event Date	6(YYMMDD)	000000:
35	Abnormal Voltage Event Count	NUMBER(5)	00000:
36	Abnormal Voltage Event Date	6(YYMMDD)	000000:
37	Single Wire Event Count	NUMBER(5)	00000:
38	Single Wire Event Date	6(YYMMDD)	000000:
39	Abnormal Power On Off Event Count	NUMBER(5)	00000:
40	Abnormal Power On Off Event Date	6(YYMMDD)	000000:
41	Earth Load Event Count	NUMBER(5)	00000:
42	Earth Load Event Date	6(YYMMDD)	000000:
43	Magnet Tamper Event Count	NUMBER(5)	00000:
44	Magnet Tamper Event Date	6(YYMMDD)	000000:
45	Low PF Event Count	NUMBER(5)	00000:



BSES-TS-32-SPWM-R1

Technical Specification For Single Phase Two Wire Static Energy Meter

46	Low PF Event Date	6(YYMMDD)	000000:
47	Neutral Disturbance Event Count	NUMBER(5)	00000:
48	Neutral Disturbance Event Date	6(YYMMDD)	000000:
49	Reverse Current Event Count	NUMBER(5)	00000:
50	Reverse Current Event Date	6(YYMMDD)	000000:
51	Power off event Count	NUMBER(5)	00026:

Annexure -A

ACCEPTANCE FORM FOR PARTICIPATION IN REVERSE AUCTION EVENT

(To be signed & stamped by the bidder along-with bid)

BSES Rajdhani Power Ltd (BRPL) intends to use reverse auction through SAP-SRM tool as an integral part of entire tendering process. All bidders who are techno-commercially qualified on the basis of tender requirements shall participate in the reverse auction.

The following terms and conditions are deemed as accepted by the bidder on participation in the bid:-

1. In case of bidding through Internet medium, bidders are advised to ensure availability of all associated infrastructure as required to participate in the reverse auction event. Inability to bid due to telephone glitch, internet response issues, software & hardware hangs/failures, power failures or any other reason shall not be the responsibility of BRPL.
2. In case bidder fails to participate in the reverse auction event due to any reason whatsoever, it shall be presumed that the bidder has no further discounts to offer and the initial bid submitted by them as a part of tender shall be considered as bidder's Final No Regret offer. Any off-line price bids received from a bidder in lieu of non-participation in the reverse auction event shall be rejected by BRPL.
3. The bidder is advised to understand the auto bid process & safeguard themselves against any possibility of non-participation in the reverse auction event.
4. The bidder shall be prepared with competitive price quotes during the day of reverse auction event.
5. The prices quoted by bidder in reverse auction event shall be on FOR Landed cost BRPL Store/site basis inclusive of all relevant taxes, duties, levies, transportation charges etc.
6. The prices submitted by the bidder during reverse auction event shall be binding on the bidder.
7. The bidder agrees to non-disclosure of trade information regarding bid details e.g. purchase, identity, bid process/technology, bid documentation etc.
8. BRPL will make every effort to make the bid process transparent. However award decision of BRPL will be final and binding on the bidder.
9. The prices submitted during reverse auction event shall be binding on the bidder.
10. No request for Time extension of the reverse auction event shall be considered by BRPL.

Annexure -I

BID FORM

RATE CONTRACT FOR SUPPLY OF 1 PHASE METER WITH BOX

To
Head of the Department
Contracts & Materials
BSES Rajdhani Power Ltd
BSES Bhawan, Nehru Place
New Delhi- 110019
Sir,

We understand that BSES RAJDHANI POWER LTD is desirous of procuring” **RATE CONTRACT FOR SUPPLY OF SINGLE PHASE METER WITH BOX**” in it’s licensed distribution network area in Delhi.

- 1 Having examined the Bidding Documents for the above named works, we the undersigned, offer to deliver the goods in full conformity with the Drawings, Conditions of Contract and specifications or as may be determined in accordance with the terms and conditions of the contract .The above Amounts are in accordance with the Price Schedules attached herewith and are made part of this bid.
- 2 If our Bid is accepted, we undertake to deliver the entire goods as per delivery schedule given by you from the date of award of purchase order/letter of intent
- 3 If our Bid is accepted, we will furnish a performance bank guarantee for an amount of 5% (Five) percent of the total contract value for due performance of the Contract in accordance with the General Conditions of Contract.
- 4 We agree to abide by this Bid for a period of 120 days from the date fixed for bid opening under clause 11.0 of GCC, and it shall remain binding upon us and may be accepted at any time before the expiration of that period.
- 5 We declare that we have studied the provision of Indian Income Tax Law and other Indian Laws for supply of equipments/materials and the prices have been quoted accordingly.
- 6 Unless and until Letter of Intent is issued, this Bid, together with your written acceptance there of, shall constitute a binding contract between us.
- 7 We understand that you are not bound to accept the lowest, or any bid you may receive.
- 8 There is provision for Resolution of Disputes under this Contract, in accordance with the Laws and Jurisdiction of Contract, Clause 19 of GCC.

Dated this..... day of..... 20

Signature..... In the capacity of

.....duly authorized to sign for and on behalf of

(IN BLOCK CAPITALS)

Annexure -II

FORMAT FOR BID SECURITY BANK GUARANTEE

(To be issued in a Non Judicial Stamp Paper of Rs.50/-purchased in the name of the bank)

Whereas [name of the Bidder](hereinafter called the Bidder“) has submitted its bid dated [date of submission of bid] for the supply of [name and/or description of the goods] (hereafter called “the Bid”).

KNOW ALL PEOPLE by these presents that WE [name of bank]at[Branch Name and address],having our registered office at[address of the registered office of the bank](herein after called —the Bank“),are bound unto BSES Rajdhani Power Ltd., with it's Corporate Office at BSES Bhawan Nehru Place, New Delhi -110019 ,(herein after called —the Purchaser“)in the sum of Rs._____for which payment well and truly to be made to the said Purchaser, the Bank binds itself, its successors, and assigns by these presents. Sealed with the Common Seal of the said Bank this_____ day of_____ 20_____.

THE CONDITIONS of this obligation are:

1. If the Bidder withdraws its Bid during the period of bid validity specified by the Bidder on the Bid Form ;or
2. If the Bidder, having been notified of the acceptance of its Bid by the Purchaser during the period of bid validity:

(a) fails or refuses to execute the Contract Form ,if required; or

(b) fails or refuses to furnish the performance security, In accordance with the Instructions to Bidders/GENERAL CONDITIONS.;

We undertake to pay to the Purchaser up to the above amount upon receipt of its first written demand, without the Purchaser having to substantiate its demand, provided that is its demand the purchaser will note that amount claimed by it is due to it, owing to the occurrence of one or both of the two conditions, specifying the occurred condition or condition s.

This guarantee will remain in force up to and including thirty (30) days after the period of bid validity, and any demand in respect thereof should reach the Bank not later than the above date.

(Signature of the bank)

Signature of the witness

Annexure –III

PRICE FORMAT

ENQUIRY NO & DATE: CMC/BR/24-25/RB/PR/SN/1195 DT: 08.06.2024

S.NO	HSN Code	Material Dispatch Location (GSTN no.)	Item Description	UOM	QTY (Nos.)	EX-WORKS RATE/No.	C GST (%)	C GST (Amt)	S GST (%)	S GST (Amt)	I GST (%)	I GST (Am)	FREIGHT	LANDED COST/No. (Rs.) INR	TOTAL LANDED COST(Rs.) INR
1			SINGLE PHASE METER WITH BOX	Nos	2,00,000										

Please attach the covering letter head along with the price format.

NAME OF THE BIDDER WITH STAMP

Annexure - IV**COMMERCIAL TERMS AND CONDITIONS**

ENQUIRY NO & DATE : CMC/BR/24-25/RB/PR/SN/1195 DT: 08.06.2024

S/NO	ITEM DESCRIPTION	AS PER BRPL	CONFIRMATION OF BIDDER
1	Validity of prices	120 days from the date of offer	
2	Price basis	a) Firm, FOR Delhi store basis. Prices shall be inclusive of all taxes & duties, freight upto Delhi stores. b) Unloading at stores shall be in vendor's scope c) Transit insurance in BRPL scope for Indian portion only	
3	Payment terms	100% payment within 45 days after receipt of material at stores	
4	Delivery schedule	As per our requirement (delivery shall be made within 2 to 3 months from the date of issuance of PO)	
5	Defect Liability period	60 months after commissioning or 66 months from the last date of supply, whichever is earlier	
6	Penalty for delay	1% per week of delay of undelivered units or part thereof subject to maximum of 10% of total PO value (Ex works value) of undelivered units	
7	Performance Bank Guarantee	5% of total PO value valid for 60 months after commissioning or 66 months from the last date of supply, whichever is earlier plus 3 months towards claim period	

Bidder should also furnish the below details for future communication:-**1) General Information**

Name of Company:

Postal Address:

2) Technical Query:

Contact Person Name:

Contact No:

Email Address:

3) For Commercial Query

Contact Person Name:

Contact No:

Email Address:

ANNEXURE V

ENQUIRY NO & DATE : CMC/BR/24-25/RB/PR/SN/1195 DT:08.06.2024

NO DEVIATION SHEET

SL NO	SL NO OF TECHNICAL SPECIFICATION	DEVIATIONS,IF ANY

SIGNATURE & SEAL OF BIDDER

NAME OF BIDDER

Annexure – VI

Sl. No.	Qualification Criteria	Declaration by bidder with qualifying the fulfillment	Documentary Evidence attached page no. details
1)	The Bidder must be an Original equipment manufacturer of the products proposed (Energy Meter) under this NIT with valid BIS License for the offered static energy meters.	a. Self undertaking in support of this criteria. b. List of energy meters manufactured at their plant(s) along with active BIS licenses for these meters and detail of their plants (Manufacturing locations). c. A brief summary of their manufacturing capabilities d. Any other relevant document. (Factory License etc.)	
2)	The Bidder should have supplied at least Five (05) lakh Static Energy Meters in the last Three (03) financial years i.e FY 2021-22, 2022-23 and 2023-24 as on date of bid submission to Power Utilities/Discoms/State electricity boards/PSU's in India.	a. Summarized list clearly mentioning Purchase Order reference number, PO date, Name of Utility/ Discoms, PO quantity, Supplied quantity. b. PO copies. c. Delivery completion certificate or Delivery challan copies.	
3)	Performance Certificate' not older than five (05) years from the date of issue of tender for satisfactory performance of at-least two years, from minimum Two (02) Power Utilities/Discoms / State electricity boards/PSU's in India. In case the bidder has a previous association with BRPL/BYPL for supply of similar product and service, the performance feedback for that bidder by BRPL/BYPL shall only be considered irrespective of performance certificate issued by any third party organization.	Copies of Performance Certificates.	
4)	The bidder should have plant installed capacity to supply at least Five (05) Lakh Nos. Static energy meter per annum as on date of bid submission.	Installed Capacity Certificate issued by Statutory authority OR Chartered Engineer/CA certificate.	
5)	The bidder must possess following certificates valid as on date of tender: a. ISO 9001:2015 or later Certificate for meter manufacturing. b. ISO 27001:2005 or later - Information Security Management System. c. ISO 14001:2004 or later - Environmental Management System.	Copy of valid Certificate.	
6)	BSES Rajdhani Power Ltd can audit manufacturer's plant / manufacturing /works for quality checks/Production capacity/manufacturing processes as a part of tender process/post issuance of PO.	"No Objection" undertaking by the bidder.	
7)	The bidder should have following facilities to meet both quality and quantity requirement of supplies.	Self Undertaking	
a)	<u>Computerized test bench</u> : The bidder should have sufficient Nos. of Computerized test benches. The benches should have electronic supply, Isolated CT/ PT system and data should be directly stored in central server. During the lot acceptance, BSES inspector can test up to 5% of offered quantity. The bidder should agree to provide all test facility to do so. Further he should allow BSES inspector to check shop floor process. The place of inspection should be clearly marked in tender and same should be well equipped.	Self Undertaking	
b)	<u>Seal tracking system</u> : The bidder has to put both his own seal and BSES seal(s) on the meter. He should have a seal tracking software to ensure tracking of seal and no duplication of seals and meter nos.	Self Undertaking	
c)	<u>Test equipment</u> : Since the meters have lot of anti theft features, the bidder should have test set up to check the working of all anti theft features. Same should be available during lot inspection, otherwise inspector has a right to withdraw inspection.	Self Undertaking	
d)	<u>PCB assembly facility</u> :- The PCB facility should have auto- pick & place machine, in- circuit tester, Protection against static charge/ dust etc.; and process to ensure no corrosion of soldering points/ tracks. Incase service is taken from other vendors. Bidder shall arrange inspection of facility. The bidder should be taking the service from the vendor since last two years and so far have procured one million meter PCB from vendor.	Self Undertaking	

B) Commercial Criteria:		
1)	The Bidder should have Average Annual Turnover of at least Rs. One Hundred (100) Crores during the last three (03) Financial Years related to energy meters business i.e. FY 2021-22, 2022-23 and 2023-24	Audited balance sheets / Duly certified CA certificate with UDIN.
2)	Bidder should have complete volume of type test reports as per IS 13779 (Including latest Amendments if any) and magnet test as per CBIP-88 from any NABL accredited lab. The type test report should not be older than 2 years as on the date of bid submission .	Copy of valid Certificate
3)	The bidder must be a Company/ LLP registered in India under the Companies Act/ Partnership under Partnership Act at least since last 5 years from the date of bid submission.	Copy of valid Certificate.
4)	The Bidder shall submit an undertaking that "No Litigation" is pending with the BRPL or its group/associates companies as on the date of bid submission .	Self Undertaking
5)	An undertaking (self-certificate) that the bidder has not been blacklisted/debarred by any central/state government institution/Electricity utilities as on the date of bid submission	Self Undertaking
6)	The bidder must have valid PAN No., GST Registration Number, in addition to other statutory compliances. The bidder must submit the copy of registrations and submit an undertaking that the bidder shall comply all the statutory compliances as per the laws/rules etc. before the start of the supply/work.	Relevant Statutory Documents Copy/Undertaking

The manufacturer should send the compliance of above mentioned parameters in technical offer and has to give an undertaking about No Objection to verify his manufacturing facility as a part of tender process.

CHECK LIST

Sl No	Item Description	YES/NO
1	INDEX	YES/NO
2	COVERING LETTER	YES/NO
3	BID FORM (UNPRICED) DULY SIGNED	YES/NO
4	BILL OF MATERIAL (UNPRICED)	YES/NO
5	TECHNICAL BID	YES/NO
6	ACCEPTANCE TO COMMERCIAL TERMS AND CONDITIONS	YES/NO
7	FINANCIAL BID (IN SEALED ENVELOPE)	YES/NO
8	EMD IN PRESCRIBED FORMAT	YES/NO
9	DEMAND DRAFT OF RS 1180/- DRAWN IN FAVOUR OF	BSES.....POWER LTD
10	POWER OF ATTORNEY/AUTHORISATION LETTER FOR SIGNING THE BID	YES/NO